

# CONTROLLERS

Controllers and thermostats



Product Catalog

Rel. 12\_02\_01\_03B\_EN

# CONTROLS


Regulation



# Precision control, guarantee of comfort

Ventilclima offers a wide and advanced range of control equipment and their related accessories that are properly developed and designed in order to manage in a dynamic and clear manner the best conditions of the indoor comfort selected by the user.

Various solutions are available based on the intended use, accuracy of desired comfort and on the type of investment.



## SDP / SDP-HP

### Power interface



Power interface to control a single only one unit from a single thermostat.

Installation on Din rail (6 modules) directly on board unit or inside a switchboard.

Power supply: 230 Vac 50 Hz - No. 1 motor output: 5,5 A (SDP) - No. 2 motor output: 5,5 A + 5,5 A (SDP-HP)

**Applications:** control of a single fan motor to avoid thermostat overload (in case the motor input current is higher than thermostat power output).

## SDI-V

### Interface card



Interface card to control up to 4 units from a single thermostat.

Installation on Din rail (9 modules) directly on board unit or inside a switchboard.

Power supply: 230Vac 50Hz - Motor output: 1,5 A - Valves output: 5 A

**Applications:** control of up to 4 fan coils with 2 or 4 pipe systems in environments where a single control/thermostat is required. Suitable for 2 pipe system, 2 pipe/4pipe system + 230Vac on/off valves and asynchronous motor.

## i-COM

### Base switch without temperature control (2 and 4 pipe units)



**Main functions:** switching the unit on and off - manual heating/off/cooling selection - manual fan low-med-high speed selector switch - input for minimum water temperature thermostat (bimetallic contact) - output for cool valve and heat valve

Installation: directly on board unit (\*)

Power supply: 230 Vac 50 Hz. Contact rating: 2,5 (0,5) A

**Applications:** control for a single unit in environments where automatic temperature control is not required. Suitable for 2 pipe system and 4 pipe system.

## i-Basic 1

### Analog electronic thermostat (2 and 4 pipe units)



**Main functions:** switching the fan coil on and off - room temperature adjustment - manual heating/off/cooling selection - manual 3 speed setting

Installation:

- wall-mounted (surface mounting with centres for box 503)

- directly on board unit (\*). Air intake sensor is required.

Power supply: 230 Vac 50 Hz. Contact rating: 3 (1) A

Inputs for air intake sensor and for minimum water temperature thermostat (bimetallic contact).

2 outputs for on-off type valve 230 Vac. Outputs: 3(1) A; 230 Vac.

**Applications:** control of a unit: 2 pipe system, 2 pipe system + valve, 4 pipe system + 2 valves.

## i-Basic 2

### Analog electronic thermostat (2 and 4 pipe units)



**Main functions:** switching the unit on and off - room temperature adjustment - manual heating/off/cooling selection or automatic (by supply water sensor) - destratification - neutral zone - manual 3 speed setting

**Programmability through jumper of the functions:**

Fan mode - System type (2/4 pipes) - Electric heater function mode.

Inputs for air intake sensor and minimum water temperature sensor, 2 outputs for on-off valve 230 Vac / electric heater, output for electric heater.

Installation:

- wall-mounted (surface mounting with centres for box 503)

- directly on board unit (\*). Air intake sensor is required.

Power supply: 230 Vac 50 Hz - Contact rating: 1A

**Applications:** control of a single unit: 2 pipe system, 2 pipe system + valve with automatic or manual Sum/Win changeover, 2 pipe system + electric heater, 4 pipe system + 2 valves with manual or automatic heating/cooling changeover or 1 cool valve and electric heater for heating.

(\*) AIR unit only

## i-Basic 3

### Analog electronic thermostat with simplified DIP-SWITCH programming

**Main functions:** room temperature adjustment - manual or automatic heating/off/cooling selection - manual and automatic 3 speed setting - destratification - neutral zone - ECM/asynchronous motor control

**Programmability through jumper of the functions:**

fan mode - system type (2/4 pipes) - electric heater function mode



**Installation:**

- wall-mounted (surface mounting with centres for box 503)
- directly on board unit (\*). Air intake sensor is required.

Power supply: 230Vac/50Hz - Contact rating: 1A

**Applications:**

Suitable for 2 pipe system, 2 pipe system + on/off or floating valve, 2 pipe system + on/off valve and electric heater, 4 pipe system + 2 on/off valves with neutral zone, with ECM or asynchronous motor.  
- Suitable for unit with ECM or asynchronous motor.

## i-Digit 0

### Programmable electronic thermostat with LCD display (2 and 4 pipe fan coil units)

**Main functions:**

temperature and set point display on backlit LCD - real time clock



**Programmable functions for 2 and 4 pipes system:** temperature control - automatic speed motor control - ECM motor control - modulating (0-10Vdc) or on-off valves control - electric heating control - economy function - window contact - remote sensors inputs - antifreeze function - filter dust control - auxiliary input

**Installation:**

- wall-mounted (surface mounting with centres for box 503)
- directly on board unit (\*). Air intake sensor is required.

Power supply: 230 Vac 50 Hz - Contact rating: 1A

**Applications:** control of units which require automatic functions and modulation of the power of the unit to improve indoor comfort.

## i-Digit 1 i-Digit 2 i-Digit 3

### Programmable electronic thermostat with LCD display (2 and 4 pipe fan coil units)

**Main functions:**

temperature and set point display on backlit LCD - real time clock



Programmable functions for 2 and 4 pipes system	i-Digit 0	i-Digit 1	i-Digit 2	i-Digit 3
Temperature control	✓	✓	✓	✓
Automatic fan speed control	✓	✓	✓	✓
Modulating fan control	✓	✓	✓	✓
Modulating (0-10Vdc) or on-off valves control	✓	✓	✓	✓
Electric heating control	✓	✓	✓	✓
Economy function	✓	✓	✓	✓
Window contact	✓	✓	✓	✓
Remote sensors inputs	✓	✓	✓	✓
Antifreeze function	✓	✓	✓	✓
Filter dust control	✓	✓	✓	✓
Supervising functions using Modbus protocol		✓	✓	✓
Humidity control		✓		✓
Fan alarm control - output free contact			✓	✓
Auxiliary input	✓	✓	✓	✓

**Installation:**

- wall-mounted (surface mounting with centres for box 503)
- directly on board unit (\*). Air intake sensor is required.

Power supply: 230 Vac 50 Hz. - Contact rating: 1A

**Applications:** control of units which require automatic functions and modulation of the power of the unit to improve indoor comfort.

(\* AIR unit only)

## QCB

### Base control panel



Control for 2/4 pipes units without room temperature control.

**Main functions:** switching the unit on and off - manual heating/off/cooling selection - manual 3 speed setting

Installation: on board unit  
 Power supply: 230 Vac 50 Hz  
 Input for minimum water temperature thermostat (bimetallic contact).  
 2 outputs for on-off type valve 230 Vac.

**Applications:** control for a single unit in hotel rooms, offices and dwellings where a built-in temperature controller is not required.  
 Suitable for 2 pipe system, 2 pipe system + valve, 4 pipe system + 2 valves with manual heating/cooling change-over (minimum water temperature thermostat TC is necessary)

## QCL / QEL

### Sheet base control panel



Unit controller without environment temperature control.

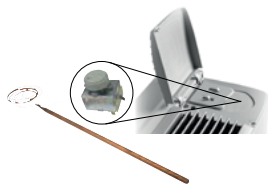
**Main functions:** switching the unit on and off - manual heating/cooling selection - manual 3 speed setting

Installation: on board unit  
 Power supply: 230 Vac 50 Hz.

**Applications:** control of a single unit where manual functions are required.  
 Suitable for 2 pipe system, 2 pipe system + valve, 4 pipe system + 2 valves with heating/cooling manual switching.

## QTE / QTM

### Base control panel with electronic room thermostat / electromechanical bulb thermostat



QTE: electronic thermostat  
 QTM: electromechanical electronic

**Main functions:** switching the unit on and off - room temperature adjustment - manual heating/off/cooling selection - manual 3 speed setting

Installation: on board unit  
 Power supply: 230 Vac 50 Hz.  
 Input for minimum water temperature thermostat (bimetallic contact)  
 2 outputs for on-off type valve 230 Vac.

**Applications:** control for a single unit where manually controlled functions and precise automatic room temperature adjustment are required. Suitable for 2 pipe system, 2 pipe system + valve, 4 pipe system + 2 valves with manual heating/cooling changeover.

TC

### Water low temperature thermostat



Low temperature thermostat - minimum water temperature (35°C bimetallic contact).  
Installation: on board unit, designed for insertion between exchanger fins.

**Applications:** suitable for a single 2 or 4 pipe unit connected to either heat pump or boiler.  
In the 4 pipe unit the thermostat shall be installed in the heat exchanger.

TC-B

### Water low temperature strap fastening thermostat



Minimum water temperature thermostat (bimetallic contact 38°C)  
Installation: on board unit, designed for fixed on pipe with special spring collar.

**Applications:** suitable for a single 2 or 4 pipe unit connected to either heat pump or boiler.

-

### Antifreeze thermostat for fan coil units



Antifreeze thermostat with automatic reset for battery safety and check for external air temperature in presence of motorized damper.

The sensitive bulb shall be inserted between two battery fins or in presence of outdoor air intake motorized gate in the intake gate.

Installation: on board unit. Power supply: 230 Vac - Output: 5 A

**Applications:** suitable for a single unit.  
It shall ensure that the battery or external air temperature does not decrease below a preset warning value of 5°C.

37T

### Automatic heating/cooling changeover



Automatic heating/cooling changeover switch to be used with basic control panel with room temperature remote bulb thermostat and thermostats with heating/cooling changeover input from mechanic changeover.

Installation: on board unit (designed for fixing to pipe with relative steel clip).

**Applications:** to be installed on a single unit.  
Suitable for 2 pipe system, 2 pipe system + 3 way valves (it must be installed upstream of the valve on the water delivery pipe).

-

### Wall humidistat



Humidistat to monitor environment relative humidity.

Installation: wall-mounted

**Applications:**  
Dehumidification: activation of the unit in cooling mode.  
N.B.:

- 1) The humidistat, being provided with a switching contact, cannot control the three fan speeds.
- 2) The output (switching contact) must be interfaced with a relay according to installation/system requirements.

## TRI/F1 2.0

### Remote control + Motherboard + Receiver

Infrared remote controller or wall controller with MODbus communication protocol.



**Main functions:** switching the unit on and off - manual and automatic heating/cooling selection - manual and automatic 3 speed setting - setting the required temperature - ECM/asynchronous motor control - automatic and manual changeover switch (2 and 4 pipe units) - on-off valves control, 2 and 3 ways - on/off electric heater control with aftercooling - stratification prevention - automatic stand-by in absence of hot/cold water - master-Slave control in the local network - control (Slave) by supervision (MODbus) - in MODbus, all functions are remotely managed - functions setting through DIP Switch - sensors and water temperature alarm

Installation: on board unit. Controls regulation manageable by remote control or wall control  
Power supply: 230 Vac 50/60 Hz - Contact rating: 1 A

**Applications:** control of a single unit where automated functions and modulating unit flow's power are required to improve environmental comfort.

## CD11

### Control for unit without temperature control



**Main functions:** switching the unit on and off - manual heating/off/cooling selection - manual 3 speed setting

Installation: wall-mounted (surface mounting).  
Power supply: 230 Vac 50 Hz - Contact rating: 5 (1,5) A

**Applications:** control for a single unit in environments where automatic temperature control (with thermostat) is not required. Suitable for 2 pipe system.

## i-10

### Analog electronic thermostat (2 and 4 pipe units)



**Main functions:** switching the unit on and off - room temperature adjustment - manual heating/cooling selection - manual 3 speed setting

Installation:  

- wall-mounted (surface mounting with centres for box 503)
- directly on board unit. Air intake sensor is required.

 Power supply: 230 Vac 50/60 Hz - Contact rating: 5 (1) A  
 Inputs for air intake sensor and for minimum water temperature thermostat (bimetallic contact), 2 outputs for on-off type valve 230 Vac.

**Applications:** control of a single unit. Suitable for 2 pipe system, 2 pipe system + valve, 4 pipe system + 2 valves with manual heating/cooling changeover.

## i-20

### Analog electronic thermostat (2 pipe units)



**Main functions:** switching the unit on and off - room temperature adjustment (internal air sensor) - off/on/manual selection - manual 3 speed setting

Installation:  

- wall-mounted (surface mounting with centres for box 503)
- directly on board unit. Air intake sensor is required.

 Power supply: 230 Vac 50/60 Hz - Contact rating: 5 (1) A  
 Input for heating/cooling changeover: central control (from remote changeover switch) or automatic (with changeover switch 37T). input for air intake sensor.  
 Output for on-off type valve 230 Vac.

**Applications:** thermostat for the control of a single unit where a central or automatic heating/cooling function is required. Suitable for 2 pipe system, 2 pipe system + valve.



i-25

### Analog electronic thermostat (4 pipe units)

**Main functions:** switching the unit on and off - room temperature adjustment - automatic heating/cooling selection with adjustable neutral zone - manual 3 speed setting



Installation:

- wall-mounted (surface mounting with centres for box 503)
- directly on board unit. Air intake sensor is required.

Power supply: 230 Vac 50/60 Hz - Contact rating: 5 (1) A

Input for air intake sensor, 2 outputs for on-off type valves 230 Vac.

**Applications:** Thermostat for the control of a single unit where an automatic heating/cooling function with neutral zone is required. Suitable for 4 pipe system + 2 valves.

i-30

### Programmable electronic thermostat with LCD display

**Main functions:** switching the unit on and off - room temperature adjustment - manual or automatic heating/cooling selection - manual or automatic 3 speed setting - display for reading/displaying room and set point temperature - control of modulating valves (0-10 Vdc) and ECM or asynchronous motor - on/off valves and modulating motor - programmability of functions - **ON/OFF VALVES AND ASYNCHRONOUS MOTOR NON COMPATIBLE**

Installation:

- wall-mounted (surface mounting with centres for box 503)
- directly on board unit (\*). Air intake sensor is required.



Power supply:

- 230 Vac 50/60 Hz (for use with modulating valves 230 Vac),
- 24 Vac 50/60 Hz (for use with modulating valves 24 Vac).

Inputs for air intake sensor, minimum water temperature thermostat/sensor or window contact, central heating/cooling changeover.

State of filter control; function: economy, frost protection, stratification prevention.

2 outputs for modulating valves (0-10 Vdc), 1 output for ECM motor, output for 3-speed motor.

Possibility of control for extra electric heater.

**Applications:** control of a single unit i where automated functions or fine modulating of the flow of water to the unit are required to improve environmental comfort.

Suitable for 2 pipe system, 2 pipe system + modulating valve + possible electric heater, 4 pipe system + 2 modulating valves with automatic or manual changeover between heating/cooling.

**Important: when used with 24 Vac valves, the thermostat must be powered through a 230/24 Vac transformer.**

i-50

### Programmable electronic thermostat with LCD display

**Main functions:** switching the unit on and off - room temperature adjustment - manual or automatic heating/cooling selection - manual or automatic 3 speed setting - display for reading/displaying room and set point temperature - control of on/off and floating (3-point) valves - control of electric heater - programmability of functions

Installation:

- wall-mounted (surface mounting with centres for box 503)
- directly on board unit (\*). Air intake sensor is required.



Power supply:

- 30 Vac 50/60 Hz (for use with modulating valves 230 Vac),
- 24 Vac 50/60 Hz (for use with modulating valves 24 Vac).

Inputs for air intake sensor, minimum water temperature thermostat/sensor or window contact, central heating/cooling changeover.

State of filter control; function economy, frost protection, stratification prevention.

2 outputs for on/off type or floating (3-point) valves.

Possibility of control for extra electric heater.

**Applications:** control of a single unit where automated functions or the possibility of modulating the flow of water to the unit are required to improve environmental comfort.

Suitable for: 2 pipe system, 2 pipe system + valve + possible electric heater, 4 pipe system + 2 valves with automatic or manual changeover between heating/cooling with neutral zone.

**Important: when used with 24 Vac valves, the thermostat must be powered through a 230/24 Vac transformer.**

(\*) VCE unit only

i-60

## Touch fan coil thermostat with WiFi connection



### Main functions:

WiFi connection for remote control of the fan coil using the app - backlit touch display - approaching sensor - switching the unit on and off (manual and time-controlled) - 7 days 4 periods programmable - room temperature adjustment - manual or automatic heating/cooling selection - manual and automatic 3 speed setting - on/off 230 Vca valve unit control

Installation: wall-mounted

Semi-recessed mounting in box (2 module)

Internal bar dimensions (LxHxD): 86x86x40 mm, holes distance: 60 mm

Power supply: 85-250 Vac 50/60 Hz - Contact rating: 2 (1) A

No. 2 output for on/off valves 230 Vac

No. 3 output for speed asynchronous motor 230 Vac

Internal WiFi antenna included

**Applications:** temperature control in residential or commercial area, equipped with fan coil with 3-speed asynchronous motor in a 2 or 4-pipe system. In the presence of a WiFi network, remote control is possible using the App supplied and operating on Android and IOs systems.

Using the App it is possible to control the room temperature, change it, switch the fan coil on/off, change the heating/cooling mode, change the rotation speed of the motor.

The same App allows simultaneous control of multiple thermostats of the same type.

i-70

## Touch programmable electronic thermostat with MODbus/BACnet protocol communication



Touch programmable electronic thermostat with MODbus/BACnet protocol communication (unit 2 and 4 pipe system)

**Main functions:** Rs485 MODbus communication port and BACnet for supervisions - CO<sub>2</sub> or RH% integrated sensors (options) - backlit touch display - function configuration using dip switches - ECM and asynchronous motor management - management of modulating valves 0-10 V and on-off - single and two-stage electric heater management - underfloor heating and fan coil management for cooling only - window contact / occupancy - economy function - filter status check

Installation: wall-mounted (embedded in box 503)

Power supply: 230 Vac 50/60 Hz - Contact rating: 3 (1) A

**Applications:** temperature control in residential or commercial area, equipped with fan coil in 2 or 4 pipe system. optional CO<sub>2</sub> control; optional RH% control.

503FA

## Electronic thermostat with LCD display



Pic.: black external cover (optional)

**Main functions:** switching the unit on and off - room temperature adjustment - manual or automatic heating/cooling selection with neutral zone - manual or automatic 3 speed setting - display for reading/displaying room and set point temperature - on-off valve control

Installation: wall mounted, (embedded in box 503)

Power supply: 230 Vac 50 Hz. - Contact rating: 3 (1) A

Input for minimum temperature sensor (sensor included).

**Applications:** control of a single unit where a combination of precision and modern design is required. Embedded in box 503.

Suitable for 2 pipe system, 2 pipe system + valve, 4 pipe system + 2 valves with automatic heating/cooling changeover with neutral zone.

## 503 CT

### Chronothermostat with LCD display



Pic.: black external cover (optional)

Chronothermostat for switch on/off based on time and environment temperature of single or multiple fan coils, or circulation pump or zone valve opening/closing.

**Main functions:** weekly 24h programming - two temperature levels - environment temperature control - manual heating/cooling selection

Display to read/display environment temperature, set point, current time, daily/weekly program.

Installation: wall mounted, embedded in box 503.

Power supply: 230Vac/50Hz - Contact rating: 5 (0,5) A

**Applications:** it is suitable for offices and homes where automatic switch on/off of a heating/cooling system is required for comfort and energy saving. It cannot manage the 3 fan speeds.

## TA/1

### Electronic regulator



**Main functions:** switching the circulating pump on and off or opening/closing the zone valve - room temperature adjustment - manual off/heating/cooling selection - remote air sensor input

Installation: wall-mounted (surface mounting).

Power supply: 230 Vac 50 Hz - Contact rating: 5 (1) A

**Applications:** control of a single zone valve or circulating pump. Suitable for 2 pipe system. It cannot manage the 3 fan speeds.

## COM-V

### Changeover switch with slide selector (VIMAR)



**Main functions:** switching the fan on and off - manual 3 speed setting


Installation: wall mounted, embedded in box 503.

Power supply: 230 Vac 50 Hz - Contact rating: 2 A

**Applications:** speed control of one single fan.

## COM-B

### Changeover switch with rotary selector (Bticino)



**Main functions:** switching the fan on and off - manual 3 speed setting

Installation: wall mounted, embedded in box 503.

Power supply: 230 Vac 50 Hz - Contact rating: 3 A

**Applications:** speed control of one single fan.

## S-Mod

## Supervision system



Wall user interface



Floor router



Fan coil card  
(cover=accessory)



Infrared remote control

Controllers suitable for the connection to supervision systems.

These are electronic cards to be installed on the unit to control the room temperature and all unit functions. The cards are equipped with serial communication port type RS485 for connection to MODbus, BACnet or proprietary (MX) supervision systems, based on the card model.

Each card can be connected to the user interface to be installed on the wall.

The interface allow the user to turn on/off the unit, change the room temperature, change the speed, choose the heating/cooling mode, etc.

Alternatively to the user interface, it is possible to connect the IR receiver and use the IR remote control as an interface with the same functions above.

With the IR remote control is also possible to set a time to switch on and off.

If connected to supervision system, the cards can be managed remotely in all their functions based on the characteristics of the supervision software.

**Main functions:** temperature control of an environment/zone - on/off or modulating valves control - ECM or asynchronous motor control - manual and automatic 3-speed selection - manual or automatic heating/cooling selection - time slot setting and operation - temperature set point threshold - alarm status

**Applications:** local and remote control of a system composed of several fan coils distributed within a building and for which you want to set similar functions or plan start-up/turn-off at predefined times without having a physically access to each unit.

The system is suitable for 2 and 4 pipe fans with asynchronous or ECM motor and on-off or modulating valves.

## FAN 01

## Configurable fan coil controller with BACnet communication protocol



### Main functions:

RS485 BACnet communication port for supervision - room temperature control - supply temperature control - manual / automatic change/over - occupy/unoccupy room contact - temporary occupancy input - window contact - dew point sensor input - Soft-Start coil sensor - output for ECM and asynchronous motor - outputs for modulating and on-off valves - electric heater output - 24 Vac output for supplying modulating valves - wall-mounted user interface with or without display - Webserver FAN01WEB (optional) with Ethernet converter and integrated WiFi for centralized management - dip switches for function configuration and addressing

Installation: on board unit on the DIN bar, or with screw-mounted installation.

Power supply: 230 Vac 50/60 Hz

User interface for wall-installation

7 on-off output and 3 modulating for motor and valves.

4 digital inputs for command signals

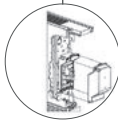
4 analog inputs for NTC probes

**Applications:** control of fan coil or ductable unit where automated functions are required and connection to BACnet supervisor or via Ethernet / WiFi web server (optional).

Suitable for 2-pipe and 4-pipe systems, with possible additional electric heater.

## 010 LCD 2T 010 LCD 4T

### On board electronic control, with touch LCD interface



Main board  
2 or 4 pipes

On-board electronic control complete with main board and LCD touch display.

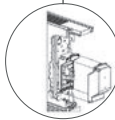
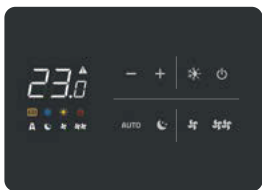
**Main functions:** on-off and room temperature control touch buttons - auto and manual change-over - manual and automatic modulating speed control - set point and room temperature display - on-off valves and modulating motor - boiler and chiller enabling outputs - occupancy input contact - night silence function.

Installation: on board unit

**Applications:** control of the fan coil unit (\*) in a residential and commercial environment (offices, shops, etc.).

## WALL LCD1

### Touch LCD interface wall-mounted



up to 30 units  
2 or 4 pipes

Wall-mounted control panel with touch keypad and room probe  
(to be paired with 1 to max 30 MB 010 2T1 or MB 010 4T1)

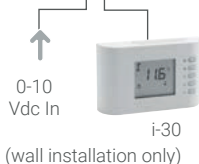
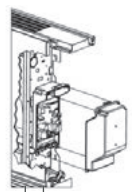
**Main functions:** on-off and room temperature control touch buttons - auto and manual change-over - manual and automatic modulating speed control - set point and room temperature display - on-off valves and modulating motor - boiler and chiller enabling outputs - occupancy input contact - night silence function - control up to 30 fan coil unit in Master-Slave mode - it can be connected to the (\*\*) network

Installation: on board unit

**Applications:** control up to 30 fan coil unit (\*) in Master-Slave mode.

## MB 010 E

### On board electronic PCB for external system regulator 0-10Vdc



Main on-board PCB for external 0-10Vdc command equipment.  
For 2 pipes system only.

**Main functions:** automatic on-off of the unit - automatic fan speed modulation

Installation: on board

**Applications:** it controls the fan coil unit (\*) starting from a 0-10V signal supplied by an external thermostat. The temperature control is submitted to the external thermostat which will provide a signal proportional to the difference between the measured and set temperature.

(\*) Minislim  
(\*\*) MinislimNet

i-30

## Programmable electronic thermostat with LCD display (wall-mounted installation only)



**Main functions:** switching the unit on and off - room temperature adjustment - manual or automatic heating/cooling selection - manual or automatic 3 speed setting - display for reading/displaying room and set point temperature - control of modulating valves (0-10 Vdc) and ECM or asynchronous motor - on/off valves and modulating motor - programmability of functions - **ON/OFF VALVES AND ASYNCHRONOUS MOTOR NON COMPATIBLE**

Installation:

- wall-mounted (surface mounting with centres for box 503)

Power supply:

- 230 Vac 50/60 Hz (for use with modulating valves 230 Vac),
- 24 Vac 50/60 Hz (for use with modulating valves 24 Vac).

Inputs for air intake sensor, minimum water temperature thermostat/sensor or window contact, central heating/cooling changeover.

State of filter control; function: economy, frost protection, stratification prevention.

2 outputs for modulating valves (0-10 Vdc), 1 output for ECM motor, output for 3-speed motor.

Possibility of control for extra electric heater.

**Applications:** control of a single unit i where automated functions or fine modulating of the flow of water to the unit are required to improve environmental comfort.

Suitable for 2 pipe system, 2 pipe system + modulating valve + possible electric heater, 4 pipe system + 2 modulating valves with automatic or manual changeover between heating/cooling.

**Important: when used with 24 Vac valves, the thermostat must be powered through a 230/24 Vac transformer.**

WEB S

## WEB server Kit for remote centralized control up to 30 fan coils



**Main functions:** supervision of the fan coil unit (\*) network - single and zoned programming - fan coil unit (\*) keylock

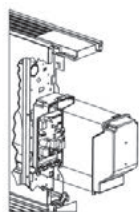
Installation: wall-mounted (in technical room).

Power supply: 230 Vac 50 Hz.

**Applications:** WEB supervision of the fan coil unit (\*) network through a PC or tablet using the building's LAN.

MB 010 WEB

## Electronic board without adjustment interface



Main on-board PCB for connection to WEB S

**Main functions:** complete management of fan coil unit (\*) based on data received from WEB S.

Installation: on board (\*).

**Applications:** it is used when the management of the fan coil unit (\*) is completely submitted to the WEB S supervision.

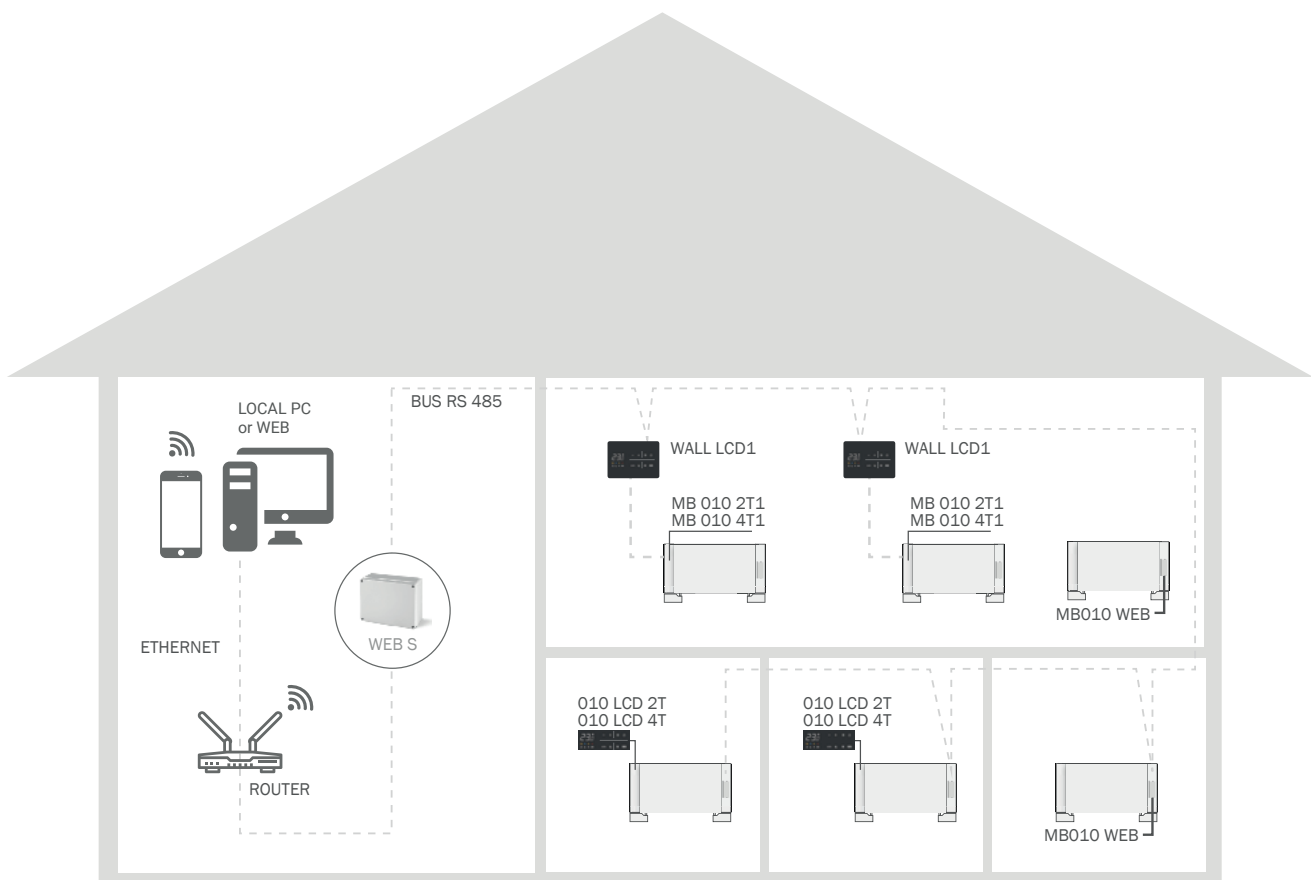
**MinislimNet: centralized management system of the Minislim fan coil network**

MinislimNet is the centralized management system of the Minislim fan coil network via wired LAN or Wifi connection.

It allows the end user to manage the fan coils using the internet browser installed on a PC, laptop or smartphone, avoiding the use of a dedicated supervision software.

It allows the installer to easily set up environments in areas or groups based on user requirements.

The system allows zones managing, daily schedule, command lock for public spaces, windows contacts, occupancy override in order to save energy in hotels, offices, public spaces.



## UCP

### Unit control panel

The UCP system consists of two parts: on-board card and unit control panel with display.

The panel allows the room temperature both in heating and cooling operation, allows to enable/disable the water coil or the electric heater, select the fan operating speed minimum, medium, maximum regulation and controls the free-cooling function by input from NTC probes.



#### Main functions:

- switching the unit on and off
- manual heating / cooling selection
- manual and automatic speed selection (3 speed motor)
- time schedule
- wall-mounted installation (surface mounting)

#### Technical characteristics:

Power supply: 230 -10/+10% Vac, 50 Hz  
 Max load: 1A at 230Vac  
 Type of protection: IP 21  
 Working temperature: +5°C / +35°C

## UCP-ECM

### Unit control panel

There are different versions depending on the intended function.

The panel allows the room temperature both in heating and cooling operation, allows to enable/disable the water coil or the electric heater, selects the working speed of the fan by means of modulating regulation and manages the free-cooling function by input from NTC probes.

Ventilation control according to ambient air quality (UCPM-ECM version)



#### Main functions:

- switching on and off the unit;
- manual heating/cooling selection;
- manual and automatic speed selection (0-10VDC modulating motor)
- time schedule
- MODbus supervision (MODbus version)
- wall-mounted installation (surface mounting)

#### Technical characteristics:

Power supply: 230 -10/+10% Vac, 50 Hz  
 Max load: 1A at 230Vac  
 Type of protection: IP 21  
 Working temperature: +5°C / +35°C

## CD11

### Speed controller

Control without temperature regulation.



#### Main functions:

- switching on and off the unit;
- manual heating/cooling selection;
- manual 3-speed selection
- wall-mounted installation (surface mounting)

#### Technical characteristics:

Power supply: 230 -15/+10% Vac, 50 Hz  
 Max load: 5A at 250Vac  
 Type of protection: IP 30  
 Working temperature: 0°C / +40°C



## Integrated management system IMS-I

The IMS system allows the integrated management of all heat recovery unit functions.

### Main functions:

- air flow control, manually or by sensor
- automatic free-cooling (by turning on heat recovery by-pass device)
- antitreeze protection (without any additional antifreeze thermostat)
- heat recovery defrost
- control of water valves (both on/off and modulating type)
- on/off control of electric heater
- remote on/off input
- on/off output for contemporary auxiliary devices
- weekly program
- alarm management (sensor failure, air filter dirty)
- MODbus supervision (accessory)
- available for installation on the unit (IMS-I) or remote (IMS-R)

### Technical characteristics:

Power supply: 230 -10/+10% Vac, 50 Hz

Type of protection: IP 30

Working temperature: +5°C / +35°C



## IMS remote user terminal

Accessory for IMS system



## MODbus supervision module for Integral Management System (IMS)

Accessory for IMS system

It adds the compatibility with the MODbus communication protocol to the system, for the supervision of the unit's operating parameters.

## CO<sub>2</sub> sensor

Suitable for ventilation controlling according to ambient air quality.  
Available in version for duct installation and in the room.



## Humidity sensor

Suitable for ventilation controlling according to ambient air quality.  
Available in version for duct installation and in the room.





A GROUP S.p.A.

Via Monte Grappa, 67  
31020 San Zenone degli Ezzelini (TV) - Italy  
Tel. +39 0423 969037 - Fax +39 0423 968197  
info@ventilclima.com - www.ventilclima.com  
www.aliseogroup.com



MADE IN ITALY

