

ELIOS

ELIOS-ECM

Centrifugal fan coil unit




Product Catalog

Rel. 01_02_02_03C_EN

ELIOS


ELIOS-ECM


Centrifugal fan coil unit



A GROUP S.p.A (Trademark EDEN)
participates in the ECP programme for FCU.
Check ongoing validity of certificate:
www.eurovent-certification.com

Design and performance, with maximum silence

 **0.5 ÷ 9.0** kW
cooling

 **0.5 ÷ 9.8** kW
heating

 **50%**
energy saving up to 50%

 **61 - 1670** m³/h
air flow









Sophisticated design and maximum level of silence:

the series represents the perfect combination of innovation and design, where the technological choices adopted allow to achieved maximum comfort with maximum level of silence. Furthermore, the particular research on design guarantees refined and minimal forms, which ensure a discrete integration in any application context, be it modern or traditional.



Bearing structure:

structure in Z200 hot-dip galvanized steel sheet 0.8mm thick, insulated with 5mm-thick closed cell polyolefin-based insulation. Condensate drain basin in the shape of an "L" in Z140 hot galvanized sheet pre-painted 0.8 mm thick and insulated with 3mm-thick closed cell polyolefin-based insulation, complete with connection for condensate drain external Ø 20 mm.



Cover cabinet:

Cabinet in hot-dip galvanized steel sheet and pre-coated with a polyvinyl chloride film to guarantee high resistance to corrosion, pure white RAL 9010. The sides, the air diffusion grilles and the flaps are instead made of injection-molded reinforced ABS and opaque white color. Other colors and special finishes available on request.



Filter:

of standard supplied regenerable filter with galvanized steel frame and polypropylene filter fabric with efficiency class G1 * / EU1 **. Alternatively, a wide range of filters with greater efficiencies are available, including G2 * / EU2 ** and G3 * / EU3 ** or the innovative electronic filter that allows a complete purification of the air and at the same time ensures high efficiencies thanks to minimum load losses. (* according to EN779 / ** according to Eurovent)



Fan section:

consisting of double intake centrifugal fans, with impellers in aluminum, or ABS statically and dynamically balanced, directly fitted onto the motor shaft. Single-phase asynchronous electric motor with overload protection, 6 rotation speeds (3 of which are connected). The motor is directly coupled to the fans, and cushioned with elastic supports for the benefit of low noise. The ECM series is instead equipped with innovative Brushless ECM motors, high head motors or motors with fail contact.



Coils:

Copper tube coil with aluminum fins with continuous pack blocked on the tubes by mechanical expansion. Brass manifolds equipped with Ø 1/2 " ~ 3/4" female gas connections and easily accessible air vent valves. Hydraulic connections positioned on the left (front view) on request supplied on the right. The coils are reversible, so the connection side can also be reversed on site. The heat exchange coil is not suitable for use in corrosive atmospheres.



Cables LSZH Halogen Free (optional):

the series, on request and where possible, can also be supplied with halogen-free LSZH electric cables, therefore with low emission of fumes and toxic gases, for particular types of installation where it is necessary to guarantee maximum user safety.



Customization:

our engineering is able to satisfy any customization requirement, ranging from simple aesthetic finishes to the satisfaction of specific dimensional, performance or application constraints.

Details make the difference

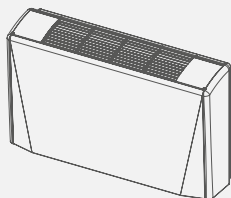
Compact fan coil with low thickness, which is characterized by the perfect combination of design, efficiency, performance and the lowest sound emissions of all time, which allow this series to be placed at the top of the range.

Available in 10 sizes and 4 versions (M/MF/I/IF) with 3 or 4 row heat exchange coils for 2-pipe systems, 1 or 2 rows for 4-pipe systems. The wide range of optional motors also makes it possible to reach ducted installations with load losses up to 60 Pa.

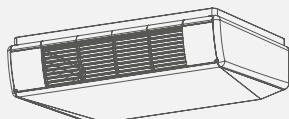
A wide range of controls and accessories allows us to provide solutions for any installation requirement.



M

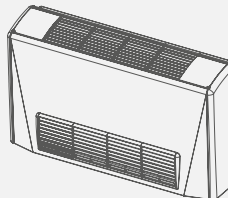


Frontal cabinet
Vertical installation
Bottom air intake

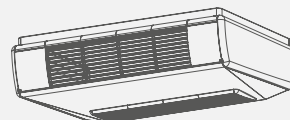


Frontal cabinet
Horizontal installation
Bottom air intake

MF

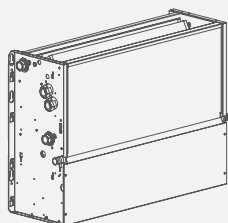


Frontal cabinet
Vertical installation
Frontal air intake

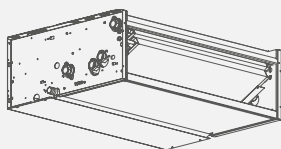


Frontal cabinet
Horizontal installation
Frontal air intake

I

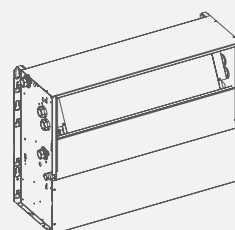


Concealed version
Vertical installation
Bottom air intake



Concealed version
Horizontal installation
Bottom air intake

IF



Concealed version
Vertical installation
Frontal air supply



2 tubi - pipes - tubes Leiter - tubos		3R scambiatore - coil - batterie Wärmetauscher - batería		10	20	30	40	50	60	70	80	90	100	
7/12°C 27°C d.b. 19°C w.b.	Potenza frigorifera totale Total cooling capacity Puissance frigorifique totale Kälteleistung gesamt Potencia frigorífica total	(E)	W	6	1185	1885	2672	3633	4599	4906	5556	5997	7479	8957
			W	5	916	1685	2285	2801	3308	3950	4482	5264	6671	8535
			W	4	781	1298	1906	2322	2682	3139	3773	4150	5785	7739
			W	3	694	1142	1691	1930	2231	2620	3168	3379	4957	7159
			W	2	618	967	1455	1615	1710	2089	2527	2744	4255	6413
			W	1	525	838	1042	1251	1367	1875	2272	2421	4107	6225
	Potenza frigorifera sensibile Sensible cooling capacity Puissance frigorifique sensible Sensible Kälteleistung Potencia frigorífica total sensible	(E)	W	6	925	1385	1972	2673	3569	3586	4086	4717	6279	7227
			W	5	726	1235	1665	2021	2508	2840	3252	4104	5511	6885
			W	4	631	928	1376	1662	2012	2229	2713	3122	4745	6479
			W	3	554	822	1221	1360	1641	1850	2268	2509	4037	5959
			W	2	478	697	1045	1140	1240	1469	1777	2014	3435	5293
			W	1	380	598	762	871	997	1315	1612	1771	3097	4905
	Portata acqua Water flow Débit d'eau Wassermenge Flujo de agua	(E)	l/h	6	215	331	468	636	806	859	973	1056	1320	1576
			l/h	5	172	295	400	489	579	691	785	927	1174	1501
			l/h	4	137	227	334	405	469	549	659	729	1014	1361
			l/h	3	122	200	295	336	390	458	553	595	868	1260
			l/h	2	108	169	255	282	300	364	441	483	744	1129
			l/h	1	100	146	183	218	238	328	397	426	718	1095
	Perdite di carico lato acqua Water pressure drop Pertes charge côté eau Wasserseitiger Druckverlust Caídas de presión lado agua	(E)	kPa	6	5,9	16,3	36,6	24,0	42,0	23,9	17,9	20,6	33,8	37,6
			kPa	5	4,0	13,3	27,7	15,1	23,5	16,3	12,2	16,4	27,5	34,4
			kPa	4	3,1	8,4	20,2	10,8	17,9	10,8	9,0	11,5	26,1	28,8
			kPa	3	2,5	6,7	16,3	7,8	12,7	7,9	6,6	8,0	20,0	25,0
			kPa	2	2,0	5,0	12,5	5,7	7,9	5,3	4,4	5,6	15,6	20,7
			kPa	1	1,5	3,8	7,0	3,6	4,9	4,4	3,7	4,2	11,6	16,0
45/40°C 20°C	Potenza termica Heating capacity Puissance thermique Heizleistung Energía térmica	(E)	W	6	1520	2130	2950	4400	5135	5950	6170	7300	8070	9790
			W	5	1160	1860	2500	3340	3617	4710	4920	6360	7130	9290
			W	4	950	1390	2060	2560	2910	3480	4080	4820	6250	8580
			W	3	790	1230	1810	2130	2440	2920	3450	3890	5440	7930
			W	2	620	970	1580	1820	1820	2400	2940	3280	4660	7060
			W	1	470	860	1180	1480	1380	2320	2680	2890	4360	6680
	Portata acqua Water flow Débit d'eau Wassermenge Flujo de agua	(E)	l/h	6	264	372	513	767	892	1036	1075	1271	1407	1705
			l/h	5	201	324	436	582	628	821	857	1107	1242	1619
			l/h	4	167	243	359	446	506	607	711	840	1089	1495
			l/h	3	126	214	315	370	424	508	601	677	948	1382
			l/h	2	102	170	275	317	316	419	513	571	811	1229
			l/h	1	82	150	206	257	240	403	467	504	759	1165
Perdite di carico lato acqua Water pressure drop Pertes charge côté eau Wasserseitiger Druckverlust Caídas de presión lado agua	(E)	kPa	6	7,0	16,5	35,5	27,5	48,2	27,4	17,6	23,6	43,1	35,6	
		kPa	5	4,4	12,9	26,6	16,9	26,0	18,2	11,8	18,5	34,3	32,4	
		kPa	4	3,5	7,8	18,9	10,6	17,7	10,7	8,5	11,4	19,9	22,9	
		kPa	3	2,3	6,3	15,0	7,6	13,0	7,8	6,3	7,8	15,6	19,9	
		kPa	2	1,6	4,1	11,8	5,8	7,9	5,6	4,8	5,8	11,8	16,2	
		kPa	1	0,9	3,3	7,1	4,0	4,9	5,2	4,0	4,6	10,5	14,8	
50°C 20°C	Potenza termica Heating capacity Puissance thermique Heizleistung Energía térmica	(E)	W	6	1770	2530	3500	5180	6570	7000	7340	8580	9630	11650
			W	5	1360	2210	2980	3940	4650	5560	5850	7480	8510	11070
			W	4	1120	1660	2460	3050	3740	4150	4870	5710	7450	10200
			W	3	870	1470	2160	2530	3140	3470	4110	4610	6480	9430
			W	2	710	1170	1880	2160	2370	2850	3490	3880	5550	8400
			W	1	580	1030	1410	1750	1820	2730	3170	3420	5210	7980
	Portata acqua Water flow Débit d'eau Wassermenge Flujo de agua	(E)	l/h	6	215	331	468	636	806	859	973	1056	1320	1576
			l/h	5	172	295	400	489	579	691	785	927	1174	1501
			l/h	4	137	227	334	405	469	549	659	729	1014	1361
			l/h	3	122	200	295	336	390	458	553	595	868	1260
			l/h	2	108	169	255	282	300	364	441	483	744	1129
			l/h	1	100	146	183	218	238	328	397	426	718	1095
Perdite di carico lato acqua Water pressure drop Pertes charge côté eau Wasserseitiger Druckverlust Caídas de presión lado agua	(E)	kPa	6	4,8	13,3	29,8	19,6	34,2	19,5	14,6	16,8	38,1	30,6	
		kPa	5	3,3	10,9	22,6	12,3	19,1	13,3	10,0	13,4	30,7	28,0	
		kPa	4	2,5	6,9	16,4	8,8	14,6	8,8	7,3	9,3	21,3	23,5	
		kPa	3	1,8	5,5	13,2	6,4	10,4	6,4	5,4	6,5	16,2	20,5	
		kPa	2	1,4	4,0	10,2	4,7	6,4	4,3	3,6	4,5	12,4	16,9	
		kPa	1	1,2	3,1	5,7	3,0	4,0	3,6	3,0	3,4	9,4	13,1	
Portata aria Air flow Débit d'air Luftstrom Flujo de aire	(E)	m³/h	6	205	342	427	603	771	835	968	1153	1376	1670	
		m³/h	5	150	295	364	439	510	650	753	1001	1198	1604	
		m³/h	4	120	211	292	359	398	503	619	728	1002	1511	
		m³/h	3	100	184	256	295	336	419	519	586	865	1395	
		m³/h	2	78	153	221	249	249	344	421	476	736	1224	
		m³/h	1	61	130	160	220	189	299	379	407	649	1112	
Livello di potenza sonora Sound power level Niveau de puissance sonore Schall-Leistungspegel Nivel de potencia acústica	(E)	dB(A)	6	48	51	51	53	54	54	57	62	62	65	
		dB(A)	5	41	47	47	45	46	49	52	59	59	64	
		dB(A)	4	38	40	43	40	40	49	46	54	55	62	
		dB(A)	3	35	36	39	35	36	45	41	48	51	60	
		dB(A)	2	29	33	36	31	30	37	37	40	47	57	
		dB(A)	1	24	28	29	25	25	34	34	38	43	55	
Livello di pressione sonora Sound pressure level Niveau de pression sonore Schall-Druckpegel Nivel de presión sonora	(E)	dB(A)	6	39	42	42	44	45	48	48	53	53	56	
		dB(A)	5	32	38	38	36	37	43	43	50	50	55	
		dB(A)	4	29	31	34	31	31	40	37	45	46	53	
		dB(A)	3	26	27	30	26	27	36	32	39	42	51	
		dB(A)	2	20	24	27	22	21	28	28	31	38	48	
		dB(A)	1	15	19	20	16	16	25	25	29	34	46	

- **Unità standard a bocca libera:** pressione statica esterna = 0 Pa / Il test per la rilevazione del livello di potenza sonora è stato eseguito in accordo con la normativa EN 16583:2015 / Livello di pressione sonora: considerata 8,6 dB(A) inferiore rispetto alla potenza sonora in una stanza di 90 m³ con un tempo di riverbero di 0,5 sec. / Valori tensione ammissibile: ~230V / 1ph / 50-60Hz
 - **Standard unit with free outlet:** external static pressure = 0 Pa / The sound power level test has been performed according to EN 16583:2015 standard / Sound pressure level: 8,6 dB(A) lower than the sound power level for a room of 90 m³ with a reverberation time of 0,5 sec. / Supported power supply: ~230V / 1ph / 50-60Hz
 - **Unité standard avec sortie libre:** pression statique externe = 0 Pa / Le test de détection du niveau de puissance acoustique a été réalisé conformément à la norme EN 16583: 2015 / Niveau de pression sonore: considéré de 8,6 dB(A) plus faible que le niveau de puissance acoustique d'une pièce de 90 m³, avec un temps de réverbération de 0,5 sec. / Valeurs de tension admissibles: ~230V / 1ph / 50-60Hz
 - **Standard Einheit mit offenem Auslass:** externer statischer Druck = 0 Pa / Der Test zur Erfassung des Schalleistungspegels wurde gemäß der Norm EN 16583: 2015 durchgeführt / Schall-Druckpegel: Schall-Druckpegel: 8,6 dB (A) unter dem Schalldruck in einem Raum von 90 m³ mit einer Nachhallzeit von 0,5 s. / Unterstützte Stromversorgung: ~230V / 1ph / 50-60Hz
 - **Unidad estándar con salida libre:** presión estática externa = 0 Pa / La prueba de nivel acústico se realizó de acuerdo con la norma EN 16583:2015 / Nivel de presión sonora: se considera 8,6 dB (A) inferior a la potencia acústica en una sala de 90 m³ con un tiempo de reverberación de 0,5 seg. / Valores de voltaje admisibles: ~230V / 1ph / 50-60Hz

4 tubi - pipes - tubes (3+1)R scambiatore - coil - batterie Leiter - tubos Wärmetauscher - batería			10	20	30	40	50	60	70	80	90	100
7/12 °C 27 °C d.b. 19 °C w.b.	Potenza frigorifera totale Total cooling capacity Puissance frigorifique totale Kälteleistung gesamt Potencia frigorífica total	(E) W 6	1195	1695	2612	3563	4579	4816	5206	6227	8319	8877
		W 5	956	1545	2245	2751	3348	3880	4332	5474	7361	8475
		W 4	830	1158	1876	2272	2687	3079	3223	4072	6395	7709
		W 3	734	1012	1651	1890	2226	2570	2708	3349	5490	7169
		W 2	658	867	1425	1585	1710	2049	2157	2744	4705	6408
		W 1	550	788	1022	1231	1417	1835	2062	2481	4277	6225
	Potenza frigorifera sensibile Sensible cooling capacity Puissance frigorifique sensible Sensible Kälteleistung Potencia frigorífica total sensible	(E) W 6	915	1245	1802	2623	3499	3776	4446	4617	6169	6627
		W 5	726	1135	1535	1981	2468	2790	3602	4024	5411	6315
		W 4	621	908	1356	1622	1982	2189	2658	3057	4655	5759
		W 3	534	797	1196	1340	1621	1820	2218	2469	3957	5319
		W 2	468	687	1030	1115	1220	1439	1747	1969	3365	4698
		W 1	380	558	692	871	967	1285	1672	1751	3037	4555
Portata acqua Water flow Débit d'eau Wassermenge Flujo de agua	(E) l/h 6	211	333	459	625	836	844	914	1094	1463	1577	
	l/h 5	169	289	393	480	602	679	758	962	1292	1501	
	l/h 4	147	195	327	397	464	539	564	711	1119	1362	
	l/h 3	130	174	289	329	401	451	473	606	958	1259	
	l/h 2	115	150	249	277	305	359	381	492	823	1130	
	l/h 1	96	144	178	214	245	322	360	435	746	1096	
Perdite di carico lato acqua Water pressure drop Pertes charge côté eau Wassersseitiger Druckverlust Caídas de presión lado agua	(E) kPa 6	3,5	15,8	30,4	23,2	38,8	23,2	16,0	22,0	40,6	30,5	
	kPa 5	2,4	12,8	24,0	14,6	25,1	15,8	11,5	17,5	32,6	28,0	
	kPa 4	1,8	7,6	18,7	10,1	17,0	10,0	8,4	11,0	25,0	24,0	
	kPa 3	1,5	6,0	15,1	7,2	11,9	7,3	6,2	7,7	18,9	20,0	
	kPa 2	1,1	4,5	11,6	5,3	7,4	4,9	4,1	5,5	14,4	17,0	
	kPa 1	0,7	3,7	8,9	3,5	5,2	4,2	3,1	4,3	12,4	16,1	
65/55 °C 20 °C	Potenza termica Heating capacity Puissance thermique Heizleistung Energía térmica	(E) W 6	1110	1800	2560	2860	4190	4370	4830	5290	7050	7520
		W 5	910	1610	2270	2320	3240	3620	4100	4840	6390	7120
		W 4	760	1160	1680	1980	2700	2990	3000	3880	5620	6710
		W 3	730	1090	1530	1710	2340	2600	2680	3450	5000	6260
		W 2	610	940	1380	1520	1870	2270	2390	3050	4420	5750
		W 1	520	650	1270	1230	1540	2070	2220	2750	4030	5430
	Portata acqua Water flow Débit d'eau Wassermenge Flujo de agua	(E) l/h 6	97	158	225	251	368	384	424	464	618	659
		l/h 5	80	141	199	204	285	318	359	424	560	624
		l/h 4	67	102	147	173	237	262	263	340	493	588
		l/h 3	64	96	134	150	205	228	235	302	439	549
		l/h 2	54	82	121	133	164	199	209	267	388	504
		l/h 1	45	57	112	108	135	181	195	241	353	476
Perdite di carico lato acqua Water pressure drop Pertes charge côté eau Wassersseitiger Druckverlust Caídas de presión lado agua	(E) kPa 6	1,9	5,8	13,4	19,2	35,5	12,5	30,6	21,8	32,4	27,3	
	kPa 5	1,3	4,8	10,8	13,3	21,5	9,0	22,3	18,5	27,2	24,8	
	kPa 4	1,0	3,2	8,3	10,1	13,8	6,3	12,3	12,2	21,8	22,3	
	kPa 3	0,9	2,8	7,1	7,8	10,8	5,0	10,0	9,7	17,7	19,8	
	kPa 2	0,7	2,2	5,9	6,3	7,3	3,9	8,2	7,9	14,3	17,0	
	kPa 1	0,5	1,0	3,9	4,4	5,0	3,2	7,1	6,5	12,1	15,4	
70/60 °C 20 °C	Potenza termica Heating capacity Puissance thermique Heizleistung Energía térmica	(E) W 6	1270	2050	2910	3230	4770	4970	5480	6000	7990	8510
		W 5	1040	1830	2504	2630	3690	4110	4640	5480	7240	8060
		W 4	870	1350	1901	2240	3070	3390	3400	4390	6370	7590
		W 3	840	1270	1736	1940	2660	2950	3030	3910	5660	7090
		W 2	710	1100	1553	1710	2120	2570	2700	3450	5010	6510
		W 1	600	740	1440	1390	1750	2340	2520	3120	4560	6140
	Portata acqua Water flow Débit d'eau Wassermenge Flujo de agua	(E) l/h 6	112	180	256	284	419	436	481	527	702	748
		l/h 5	92	161	220	231	324	361	408	482	636	708
		l/h 4	77	119	167	197	270	298	299	386	560	667
		l/h 3	74	112	153	170	233	259	266	343	498	623
		l/h 2	62	97	137	151	186	226	238	303	440	572
		l/h 1	52	65	127	122	154	206	221	274	401	540
Perdite di carico lato acqua Water pressure drop Pertes charge côté eau Wassersseitiger Druckverlust Caídas de presión lado agua	(E) kPa 6	2,4	7,2	16,4	23,5	45,6	9,4	38,8	27,4	39,8	33,4	
	kPa 5	1,7	5,9	13,3	16,3	27,6	6,8	28,2	23,2	33,3	30,4	
	kPa 4	1,2	3,5	10,2	12,3	17,7	4,8	15,6	15,3	26,6	27,3	
	kPa 3	1,2	3,1	8,7	9,5	13,9	3,8	12,7	12,2	21,6	24,2	
	kPa 2	0,9	2,4	7,3	7,7	9,4	3,0	10,3	9,9	17,4	20,8	
	kPa 1	0,6	1,2	4,8	5,3	6,4	2,5	9,0	8,2	14,8	18,8	
Portata aria Air flow Débit d'air Luftstrom Flujo de aire	(E) m³/h 6	200	328	424	604	753	829	960	1138	1352	1643	
	m³/h 5	147	282	354	427	505	635	751	1000	1180	1572	
	m³/h 4	117	197	291	349	401	496	603	733	990	1493	
	m³/h 3	98	169	248	284	329	407	508	581	851	1368	
	m³/h 2	77	142	214	241	245	335	411	469	725	1217	
	m³/h 1	60	132	155	212	184	288	370	403	635	1101	
Livello di potenza sonora Sound power level Niveau de puissance sonore Schall-Leistungspegel Nivel de potencia acústica	(E) dB(A) 5	48	51	52	53	54	55	57	62	62	65	
	dB(A) 6	41	47	48	45	46	49	52	59	59	64	
	dB(A) 4	38	40	43	40	42	43	49	53	57	62	
	dB(A) 3	35	36	39	35	36	38	43	45	53	60	
	dB(A) 2	29	30	36	32	34	33	37	40	50	57	
	dB(A) 1	20	28	29	25	27	30	34	38	43	55	
Livello di pressione sonora Sound pressure level Niveau de pression sonore Schall-Druckpegel Nivel de presión sonora	(E) dB(A) 6	39	42	43	44	45	46	48	53	53	56	
	dB(A) 5	32	38	39	36	37	40	43	50	50	55	
	dB(A) 4	29	31	34	31	33	34	40	44	48	53	
	dB(A) 3	26	27	30	26	27	29	34	36	44	51	
	dB(A) 2	20	21	27	23	25	24	28	31	41	48	
	dB(A) 1	11	19	20	16	18	21	25	29	34	46	

- **Unità standard a bocca libera:** pressione statica esterna = 0 Pa / Il test per la rilevazione del livello di potenza sonora è stato eseguito in accordo con la **normativa EN 16583:2015 / Livello di pressione sonora:** considerata 8,6 dB(A) inferiore rispetto alla potenza sonora in una stanza di 90 m³ con un tempo di riverbero di 0,5 sec. / **Valori tensione ammissibile:** ~230V / 1ph / 50-60Hz
 - **Standard unit with free outlet:** external static pressure = 0 Pa / The sound power level test has been performed according to **EN 16583:2015 standard / Sound pressure level:** 8,6 dB(A) lower than the sound power level for a room of 90 m³ with a reverberation time of 0,5 sec. / **Supported power supply:** ~230V / 1ph / 50-60Hz
 - **Unité standard avec sortie libre:** pression statique externe = 0 Pa / Le test de détection du niveau de puissance acoustique a été réalisé conformément à la norme **EN 16583: 2015 / Niveau de pression sonore:** considéré de 8,6 dB(A) plus faible que le niveau de puissance acoustique d'une pièce de 90 m³, avec un temps de réverbération de 0,5 sec. / **Valeurs de tension admissibles:** ~230V / 1ph / 50-60Hz
 - **Standard Einheit mit offenem Auslass:** externer statischer Druck = 0 Pa / Der Test zur Erfassung des Schalleistungspegels wurde gemäß der Norm **EN 16583: 2015 durchgeführt / Schall-Druckpegel:** Schall-Druckpegel: 8,6 dB (A) unter dem Schalldruck in einem Raum von 90 m³ mit einer Nachhallzeit von 0,5 s. / **Unterstützte Stromversorgung:** ~230V / 1ph / 50-60Hz
 - **Unidad estándar con salida libre:** presión estática externa = 0 Pa / La prueba de nivel acústico se realizó de acuerdo con la **norma EN 16583:2015 / Nivel de presión sonora:** se considera 8,6 dB (A) inferior a la potencia acústica en una sala de 90 m³ con un tiempo de reverberación de 0,5 seg. / **Valores de voltaje admisibles:** ~230V / 1ph / 50-60Hz

Motore asincrono - Asynchronous motor Moteur asynchrone - Asynchronmotor - Motor asincrono			10	20	30	40	50	60	70	80	90	100
Potenza assorbita dal motore del ventilatore Motor fan absorbed power Puissance absorbée par le moteur de ventilateur Vom Lüftermotor aufgenommene Leistung Potencia absorbida por el motor del ventilador	(E)	W 6	35	45	58	77	91	104	114	153	211	223
		W 5	24	35	45	49	62	80	88	136	169	205
		W 4	19	22	34	38	48	61	67	98	125	191
		W 3	16	18	29	30	39	50	52	81	103	181
		W 2	12	13	25	25	30	41	43	66	85	167
		W 1	10	12	18	19	23	35	38	59	73	155
Corrente assorbita dal motore del ventilatore Motor fan absorbed current Courant absorbé par le moteur du ventilateur Vom Lüftermotor aufgenommener Strom Corriente absorbida por el motor del ventilador		A 6	0,16	0,20	0,26	0,34	0,41	0,48	0,49	0,68	0,93	1,03
		A 5	0,11	0,15	0,20	0,22	0,28	0,36	0,38	0,60	0,71	0,93
		A 4	0,09	0,10	0,15	0,17	0,21	0,28	0,29	0,45	0,55	0,87
		A 3	0,07	0,08	0,13	0,13	0,17	0,22	0,24	0,37	0,45	0,82
		A 2	0,05	0,06	0,11	0,11	0,13	0,18	0,20	0,31	0,37	0,77
A 1	0,04	0,05	0,08	0,09	0,10	0,16	0,17	0,27	0,32	0,72		
Tensione di alimentazione Power supply Tension d'alimentation Stromversorgung Tensión de alimentación			~230V / 1ph / 50-60Hz									

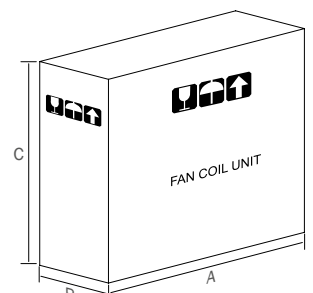
velocità cablate / wired speed / vitesse câblée / verkabelte Geschwindigkeitsstufe / velocidades cableadas (E) = Eurovent

Motore ECM - ECM motor Moteur ECM - ECM-Motor - Motor ECM			10	20	30	40	50	60	70	80	90	100
Potenza assorbita dal motore del ventilatore Motor fan absorbed power Puissance absorbée par le moteur de ventilateur Vom Lüftermotor aufgenommene Leistung Potencia absorbida por el motor del ventilador	(E)	W 6	-	24	30	40	47	56	67	113	103	170
		W 5	-	19	20	19	19	30	34	76	72	147
		W 4	-	11	15	13	14	19	22	35	47	131
		W 3	-	10	11	10	10	13	17	20	34	102
		W 2	-	8	10	8	7	10	12	15	25	78
		W 1	-	8	7	7	6	9	10	11	20	63
Corrente assorbita dal motore del ventilatore Motor fan absorbed current Courant absorbé par le moteur du ventilateur Vom Lüftermotor aufgenommener Strom Corriente absorbida por el motor del ventilador		A 6	-	0,19	0,24	0,29	0,35	0,49	0,50	0,88	0,83	1,34
		A 5	-	0,15	0,16	0,15	0,15	0,26	0,26	0,58	0,58	1,17
		A 4	-	0,10	0,13	0,11	0,12	0,17	0,16	0,26	0,38	1,04
		A 3	-	0,09	0,10	0,09	0,09	0,13	0,14	0,16	0,28	0,82
		A 2	-	0,08	0,09	0,08	0,07	0,10	0,11	0,13	0,21	0,66
A 1	-	0,07	0,07	0,07	0,07	0,09	0,10	0,11	0,18	0,54		
Tensione di controllo velocità (Vcc) Speed control voltage (Vdc) Tension de contrôle de vitesse (Vcc) Drehzahlregelspannung (Vcc) Voltaje de control de velocidad (Vcc)		V 6	-	8,8	8,3	9,0	9,2	9,2	5,9	7,0	7,4	7,7
		V 5	-	7,5	6,3	5,7	5,4	6,5	4,6	6,2	6,3	7,3
		V 4	-	5,0	5,4	4,4	4,6	4,8	3,5	4,7	5,2	6,9
		V 3	-	4,2	4,2	3,2	3,1	3,6	2,9	3,3	4,4	6,3
		V 2	-	3,4	3,6	2,7	2,0	2,9	2,4	2,8	3,8	5,9
		V 1	-	3,1	2,9	2,0	1,3	2,3	2,0	2,2	3,6	5,1
Tensione di alimentazione Power supply Tension d'alimentation Stromversorgung Tensión de alimentación			~230V / 1ph / 50-60Hz									

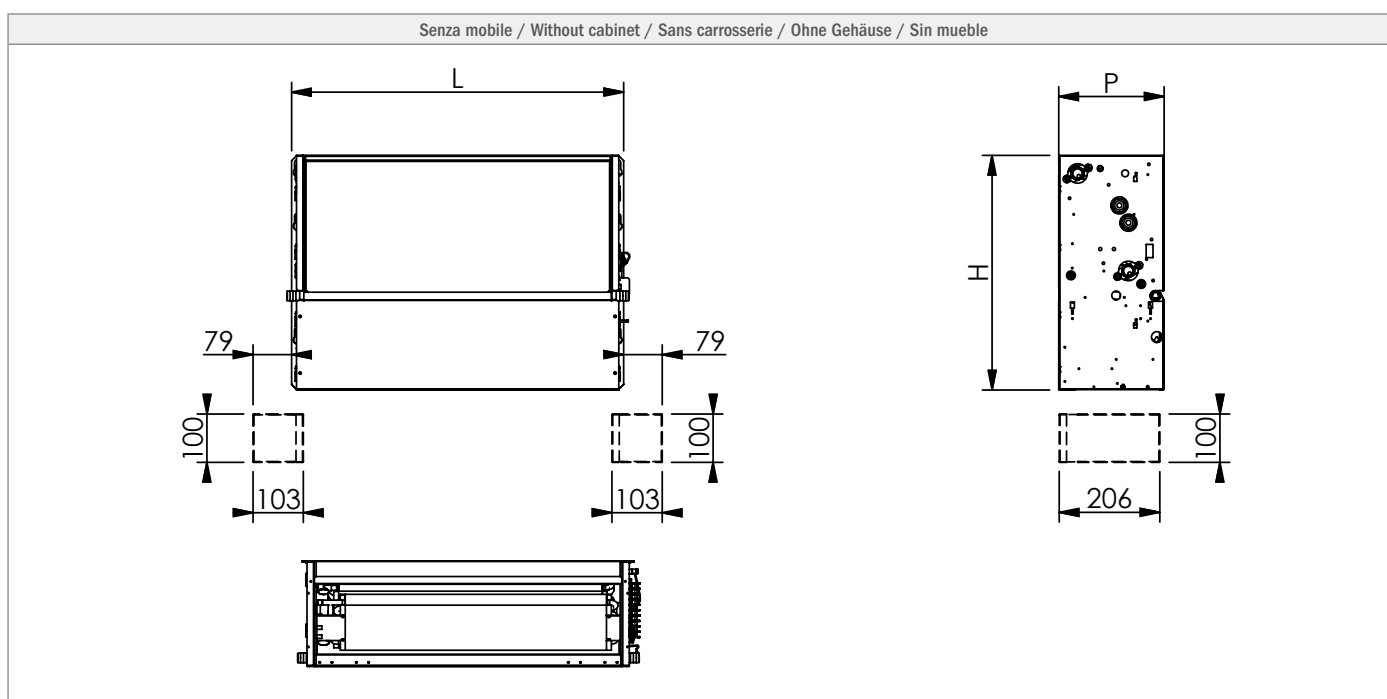
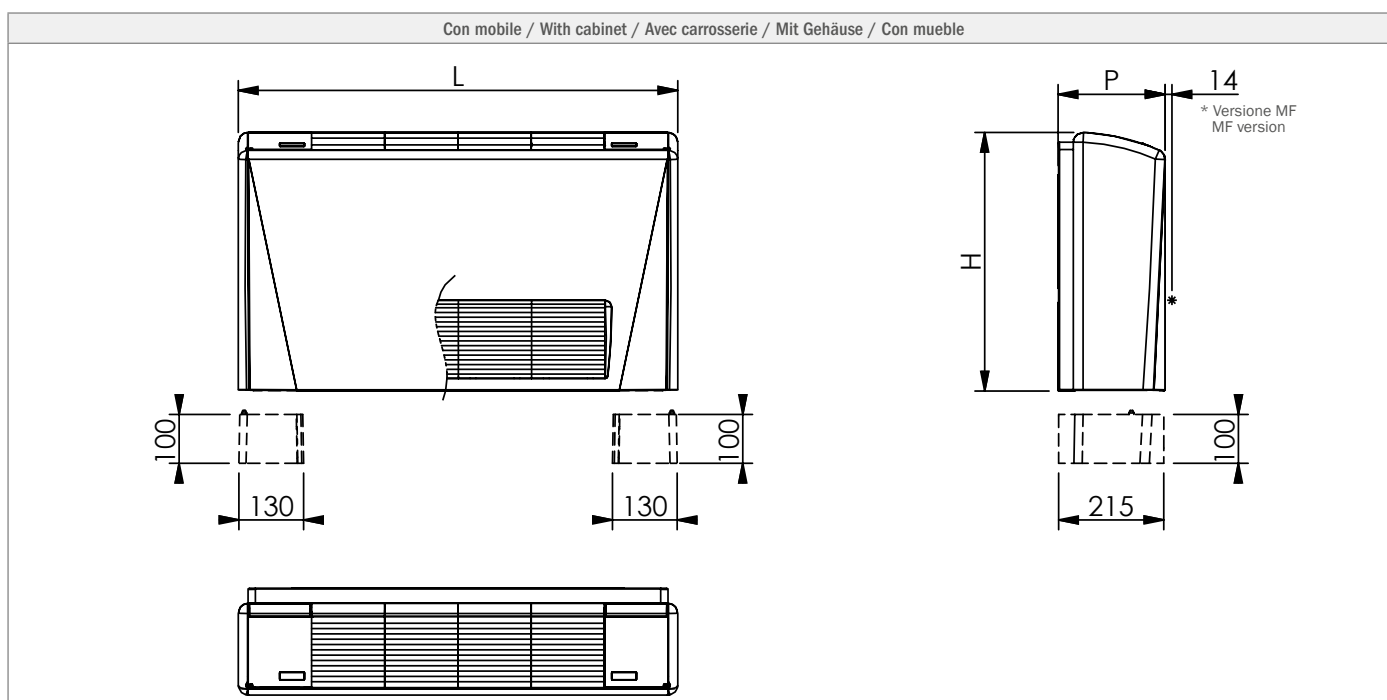
velocità cablate / wired speed / vitesse câblée / verkabelte Geschwindigkeitsstufe / velocidades cableadas (E) = Eurovent

Weights and packaging

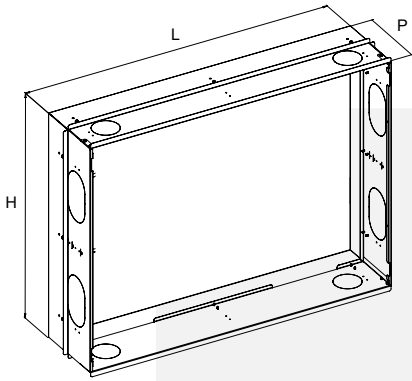
	dimensioni	peso netto	peso lordo	bancale		
	dimension	net weight	gross weight	dimension	units	total weight
	[mm] (AxBxC)	[kg]	[kg]	[mm] L x P	[n.] unità - units	[kg] tot.
MOD. 10	610 x 240 x 560	13	15	1200 x 800	15	240
MOD. 20	760 x 240 x 560	17	19	1200 x 800	15	300
MOD. 30	910 x 240 x 560	19	21	1300 x 900	15	330
MOD. 40	1060 x 240 x 560	23	25	1200 x 1000	12	315
MOD. 50	1210 x 240 x 560	26	28	1200 x 1000	12	351
MOD. 60	1360 x 240 x 560	30	32	1500 x 1000	12	399
MOD. 70	1510 x 240 x 560	36	39	1500 x 1000	12	483
MOD. 80	1510 x 240 x 560	36	39	1500 x 1000	12	483
MOD. 90	1660 x 240 x 560	41	44	1800 x 900	8	369
MOD. 100	1810 x 240 x 560	47	50	1800 x 900	8	417



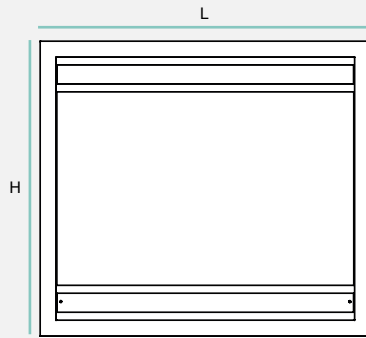
Con mobile / With cabinet Avec carrosserie / Mit Gehäuse / Con mueble			10	20	30	40	50	60	70	80	90	100
Lunghezza / Length / Longueur / Länge / Longitud	L	mm	600	750	900	1050	1200	1350	1500	1500	1650	1800
Altezza / Height / Hauteur / Höhe / Altura	H	mm	530	530	530	530	530	530	530	530	530	530
Profondità / Depth / Profondeur / Tiefe / Profundidad	P	mm	218	218	218	218	218	218	218	218	218	218
Senza mobile / Without cabinet Sans carrosserie / Ohne Gehäuse / Sin mueble			10	20	30	40	50	60	70	80	90	100
Lunghezza / Length / Longueur / Länge / Longitud	L	mm	380	530	680	830	980	1130	1280	1280	1430	1580
Altezza / Height / Hauteur / Höhe / Altura	H	mm	480	480	480	480	480	480	480	480	480	480
Profondità / Depth / Profondeur / Tiefe / Profundidad	P	mm	215	215	215	215	215	215	215	215	215	215



Concealed panel



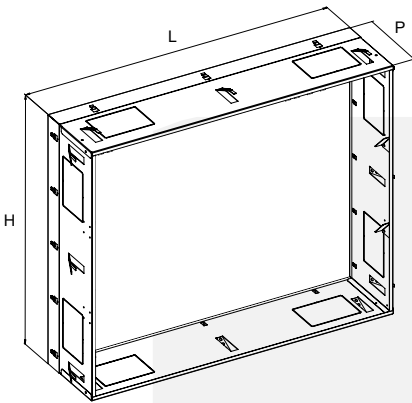
MNFP-E



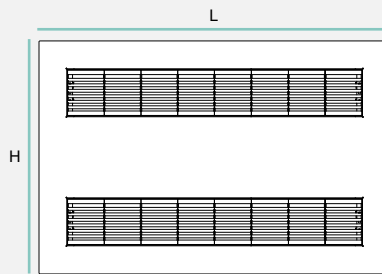
ELIOS-1

	technical spaces size	front panel size
MOD. 20	780 x 220 x (H)690	840 x 7 x (H)750
MOD. 30	930 x 220 x (H)690	990 x 7 x (H)750
MOD. 40	1080 x 220 x (H)690	1140 x 7 x (H)750
MOD. 50	1230 x 220 x (H)690	1290 x 7 x (H)750
MOD. 60	1380 x 220 x (H)690	1440 x 7 x (H)750
MOD. 70	1530 x 220 x (H)690	1590 x 7 x (H)750
MOD. 80	1530 x 220 x (H)690	1590 x 7 x (H)750

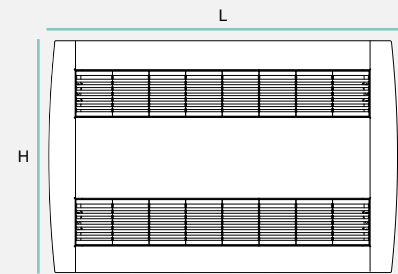
L x P x H (mm)



MFP-E



WFP-E



		ELIOS-IF	ELIOS-1	ELIOS-IF	ELIOS-1
	technical spaces size*	front panel size	front panel size	front panel size	front panel size
MOD. 10	617 x 237 x (H)603	657 x 3 x (H)636	657 x 3 x (H)793	657 x 5 x (H)636	n.d
MOD. 20	817 x 237 x (H)603	857 x 3 x (H)636	857 x 3 x (H)793	857 x 5 x (H)636	n.d
MOD. 30	917 x 237 x (H)603	957 x 3 x (H)636	957 x 3 x (H)793	957 x 5 x (H)636	n.d
MOD. 40	1117 x 237 x (H)603	1157 x 3 x (H)636	1157 x 3 x (H)793	1157 x 5 x (H)636	n.d
MOD. 50	1217 x 237 x (H)603	1257 x 3 x (H)636	1257 x 3 x (H)793	1257 x 5 x (H)636	n.d
MOD. 60	1417 x 237 x (H)603	1457 x 3 x (H)636	1457 x 3 x (H)793	1457 x 5 x (H)636	n.d
MOD. 70	1517 x 237 x (H)603	1557 x 3 x (H)636	1557 x 3 x (H)793	1557 x 5 x (H)636	n.d
MOD. 80	1517 x 237 x (H)603	1557 x 3 x (H)636	1557 x 3 x (H)793	1557 x 5 x (H)636	n.d

L x P x H (mm)

* The technical space is only available for the ELIOS-IF version

The series lends itself to be easily installed also in the built-in version through the special niche and its front panel specially designed and developed in multiple configurations and variants in order to satisfy any application need.

This installation method, in addition to ensuring perfect integration of the unit within the environment, allows at the same time to recover more living space, offering the possibility of confining the unit and any accessories supplied inside the niche, specially sized to ensure total accessibility during the installation and maintenance phases.

Concealed panel versions

MNFP-E

Panel for vertical and horizontal units, of limited thickness (7 mm only), made of hot-dip galvanized steel powder coated in white RAL 9003 color with directional air delivery flap.

The whole can be painted on site with the same color as the wall.

MFP-E

Panel for vertical and horizontal units, of limited thickness (3mm only), made of hot-galvanized sheet metal and pre-coated with a polyvinyl chloride film to guarantee high corrosion resistance, in matt white RAL 9010 color.

The grilles are instead made of ABS , in matt white RAL 9010 color.

The panel is also available in the galvanized version that can be painted on site.

WFP-E

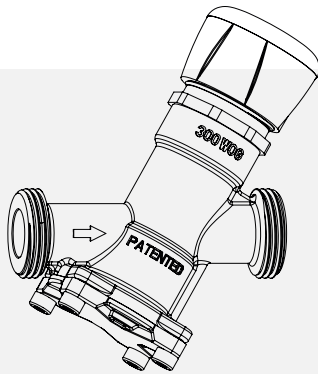
Panel for vertical units only made of wood (MDF) lacquered matt white RAL 9010 with ABS grills in matt white RAL 9010 color.

Also available in the paintable version on site.

All the panels listed above can be supplied, on request, also in other colors or with special finishes.



Independent balancing valve



This type of valve combines two functions in a single valve, keeps the flow rate constant as the system pressure changes and at the same time regulates the flow according to the temperature, allowing perfect balancing of the hydraulic system, ensuring for each fan coil unit the desired water flow even under partial loads.

The adjustment can be performed automatically through the installation of a linear ON / OFF or modulating actuator.

Main advantages:

- Simplified selection
- Easy installation
- High valve authority which remains constant
- Constant flow rate as the differential pressure changes
- Optimized installation by measuring the set pressure
- Energy efficiency thanks to the low differential pressure required
- Maintenance of the set water flow even at partial loads
- Optimization of pump speed using pressure taps (optional)
- Preset locked by hooking

Valve performance technical data

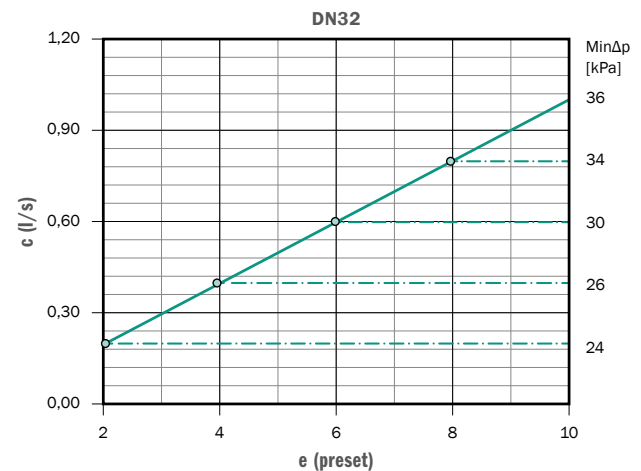
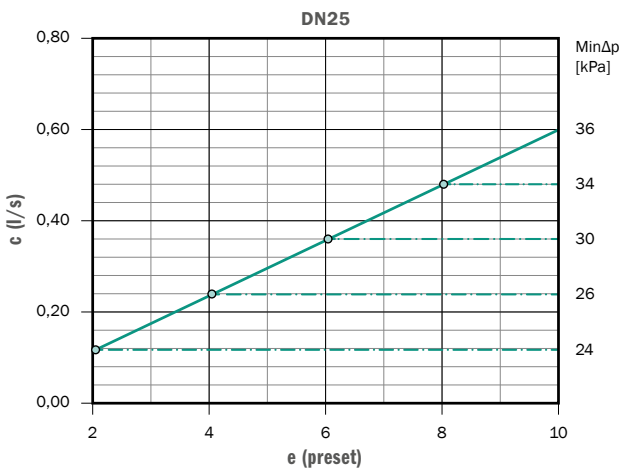
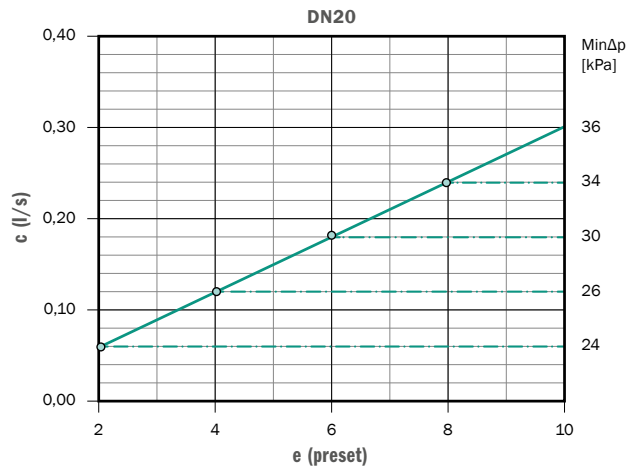
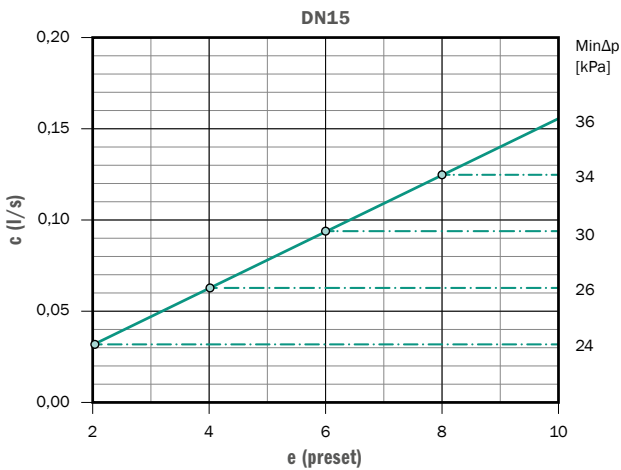
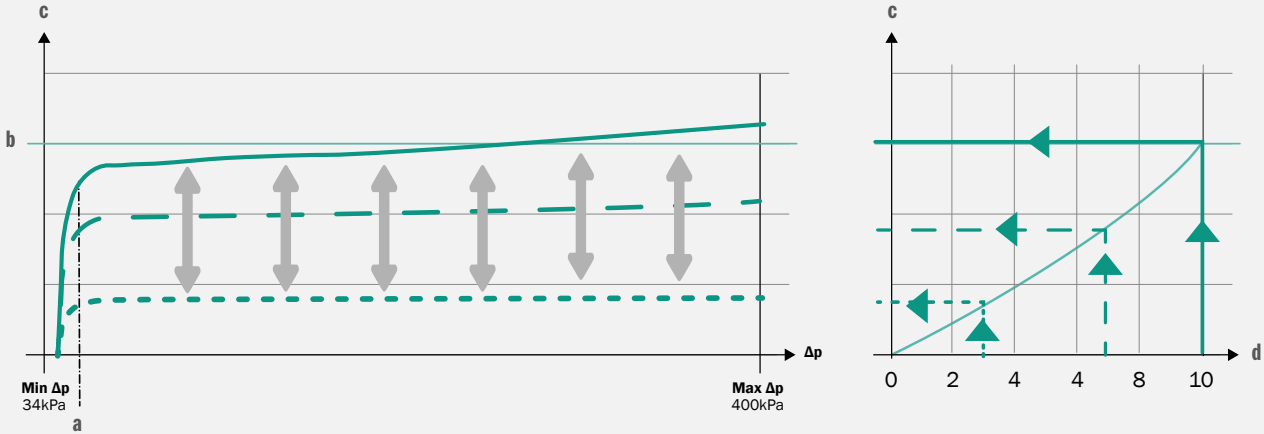
Attention: this type of valve is available only for units in the built-in version.
For any combinations on units with a cover cabinet, please contact our sales department.

2 tubi - pipes - tubes leiter - tubos			10	20	30	40	50	60	70	80	90	100		
	DN		DN 15	DN 15	DN 15	DN 20	DN 20	DN 20	DN 20	DN 20	DN 25	DN 25		
Attacchi idraulici - Hydraulic connections Raccords hydrauliques - Hydraulikanschlüsse - Conexiones hidráulicas			ø	3/4"	3/4"	3/4"	1"	1"	1"	1"	1"	1"		
Portata acqua valvola - Valve water flow Débit d'eau valve - Wassermenge am Ventil - Caudal de agua de la válvula			l/s	min	0,030	0,030	0,030	0,062	0,062	0,062	0,062	0,12	0,12	
				max	0,150	0,150	0,150	0,311	0,311	0,311	0,311	0,6	0,6	
Portata acqua unità - Unit water flow Débit d'eau unité - Wasserdurchfluss des Gerätes - Caudal de agua de la unidad			l/s	min	0,028	0,041	0,051	0,061	0,066	0,091	0,110	0,118	0,199	0,304
				max	0,060	0,092	0,130	0,177	0,224	0,239	0,270	0,293	0,367	0,438

4 tubi (batteria ausiliaria) - pipes (auxiliary coil) tubes (batterie auxiliaire) - Leiter (Zusatzwärmetauscher) - tubos (batería auxiliar)			10	20	30	40	50	60	70	80	90	100		
	DN		DN 15	DN 15	DN 15	DN 15	DN 15	DN 15	DN 15	DN 15	DN 20	DN 20		
Attacchi idraulici - Hydraulic connections Raccords hydrauliques - Hydraulikanschlüsse - Conexiones hidráulicas			ø	3/4"	3/4"	3/4"	3/4"	3/4"	3/4"	3/4"	3/4"	1"	1"	
Portata acqua valvola - Valve water flow Débit d'eau valve - Wassermenge am Ventil - Caudal de agua de la válvula			l/s	min	0,030	0,030	0,030	0,030	0,030	0,030	0,030	0,030	0,062	0,062
				max	0,150	0,150	0,150	0,150	0,150	0,150	0,150	0,150	0,311	0,311
Portata acqua unità - Unit water flow Débit d'eau unité - Wasserdurchfluss des Gerätes - Caudal de agua de la unidad			l/s	min	0,014	0,018	0,035	0,034	0,043	0,057	0,061	0,076	0,111	0,150
				max	0,031	0,050	0,071	0,079	0,116	0,121	0,134	0,146	0,195	0,208

Presetting and nomograms

In accordance with the principles of dynamic balancing, presetting allows you to set the maximum flow rate of the valve, i.e. the flow rate which will be kept constant within the differential pressure range of use, with the valve fully open.
The presetting affects the minimum differential pressure of use of the valve.



a	Funzione di prerogolazione / Preset function / Fonction de pré réglage / Voreingestellte Funktion / Función preestablecida
b	Portata prerogolata / Preset flow rate / Débit pré réglé / Voreingestellte Durchflussmenge / Caudal preestablecido
c (l/s)	Portata / Flow / Débit / Durchflussrate / Caudal
d	Segnale / Signal / Signal / Signal / Señal
e	Prerogolazione / Preset / Pré réglage / Voreinstellung / Preajuste

The new generation filtration system

Clean Life system

Clean Life System consists of a two-stage filtration module that can be integrated directly into the series, the fact that the solid particles contained in the air flow are precipitated by the action of an electric field that retains the polluting particles and microorganisms dispersed in the air, such as bacteria, viruses and spores conveyed by such particles.

Through a potential difference generated between the emission and collection electrodes, the pollutants are precipitated, captured and retained by special collection grilles, obtaining healthy and completely purified air.

Electronic filter version

Clean Life System - ELIOS

Available for all 9 models
and for M - I versions only.

Clean Life System ensures that the maximum particulate values, PM10 and PM2.5, remain at acceptable levels in all the internal environments and comply with the requirements of EN 16798:2018 and UNI 11254:2007 to improve **Indoor Air Quality** according to the requisites of the World Health Organization and in accordance with the European and international communities.

This innovative filtering system is managed and controlled through specially developed electronics which, in addition to controlling the operating voltages and the state of efficiency of the filter, gives warning signals of possible malfunctions and failures.

Another fundamental aspect of this system is its cleaning process, which is remarkably simple, economical and easy to implement. The filtering section is fully accessible and optimized to reduce maintenance times and related operating costs.

Once the filter has been removed, the washing cycle needed to regenerate it simply requires water and a biodegradable cleanser. Furthermore, the high-quality components used to build this filtering system guarantee its durability and high reliability over time.

Units equipped with the **Clean Life System** can be installed in diverse environments, from the most sensitive areas, such as medical and healthcare environments requiring total hygiene in the facility, and densely populated areas such as schools, offices, hotels and public places, where it is required to provide occupants with excellent comfort and environmental protection.

A healthy choice, responsible and aware

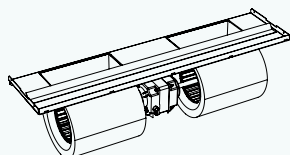
This innovative solution is characterized not only by its high filtration efficiency (comparable to a mechanical F9 class filter) but also by considering the reduction in energy consumption, provided primarily by a significant decrease in pressure drops, which distinguish this filtration system from any other.

Clean Life System is a considered choice, in reducing the impact on the environment, an impact that cannot be avoided with the use of common mechanical filters. The latter must be disposed of with significant economic costs as they are classified as toxic waste and are bound by restrictions in the disposal processes, which precludes them being returned in the recycling chain.

The electronic filtering system **Clean Life System** is unequivocally ecofriendly because it can be 100% regenerated by simple cleaning, removing the polluting particles that have been collected in the process.

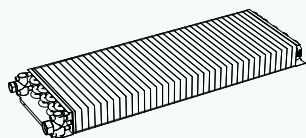
The series can be equipped with a wide range of accessories specifically designed and selected to be able to offer the customer solutions that can respond to every system requirement.

Where provided, the accessories can also be supplied already installed and tested in the company, or supplied separately. For the complete list of available accessories, please refer to the price-list catalog.



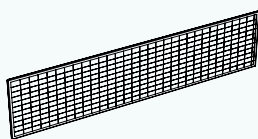
Fan section:

In addition to the asynchronous motor and the Brushless ECM motor, the series can also be supplied with high head motors or motors equipped with thermal protection (fail contact). On request also motors with special requirements.



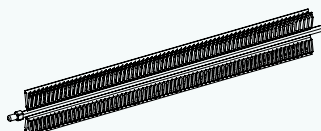
Coils:

4-row coils for 2-pipe systems, 1 or 2 rows for 4-pipe systems, R410A DX coil. On request also special coils made with special materials or treatments for corrosive atmospheres or with technical precautions to be able to operate at special pressures.



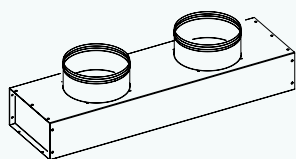
Filters:

wide range of filters with G2 * / EU2 ** or G3 * / EU3 ** efficiencies (MF version excluded). Also available, where provided, the innovative electronic filter that allows complete air purification and at the same time higher efficiency thanks to low pressure drops. (* according to EN779 / ** according to Eurovent)



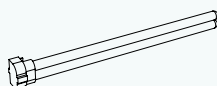
Electric heaters:

electric heater kit from 600W to 3000W, equipped with safety thermostat, 230Vac / 1Ph / 50-60Hz.

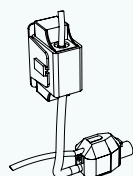


Plenum:

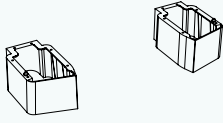
wide range of plenums, ducts, return / supply vents and flexible connection for every installation requirement. Fully customized plenums can also be made on request.




UV lamps



Auxiliary condensate drain pump

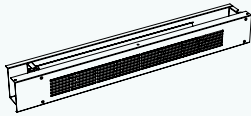


Recessed feet and floor fixing brackets



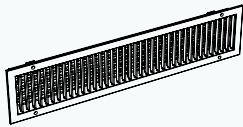
Auxiliary condensate drain pan:

for horizontal or vertical units



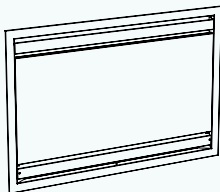
Air intake damper kit:

for horizontal or vertical units (primary air, max 8%), can also be equipped with servomotor for motorized opening.



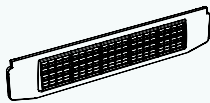
Grills:

supply or intake grills adjustable or fixed type made of anodized aluminium, also in the version already complete with integrated filter. The grills can also be painted on request with the RAL color of your choice.



Panels and technical spaces

wide range of front cover panels in multiple configurations, finishes and thicknesses, with relative recessed technical spaces. Also available the rear cover panel for installation on glass.



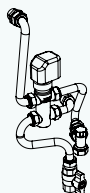
Bottom closure:

in pre-painted sheet metal also available with return grid and integrated air filter.



Control:

wide range of control devices and related accessories that allow you to manage the correct room temperature. Multiple solutions available based on the installation type, the required performances and the type of investment.



Valves:

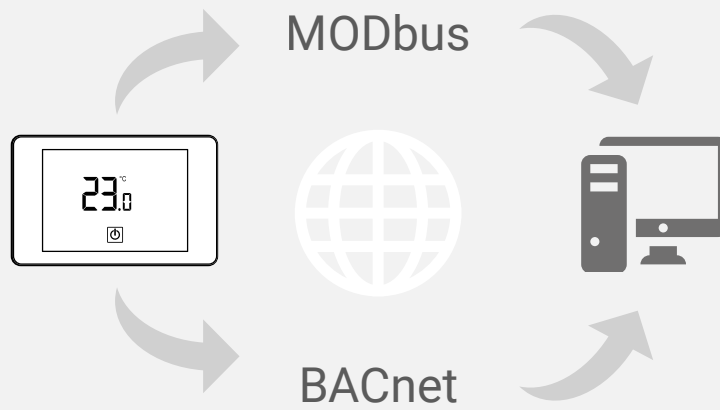
wide range of valves, on / off, modulating, floating, two and three ways, which can be supplied already installed and tested or supplied pre-assembled but loose. Also available are the innovative dynamic balancing valves that guarantee effective flow stabilization by controlling the differential pressure, ensuring a constant flow capable of reducing operating costs and higher system efficiency.



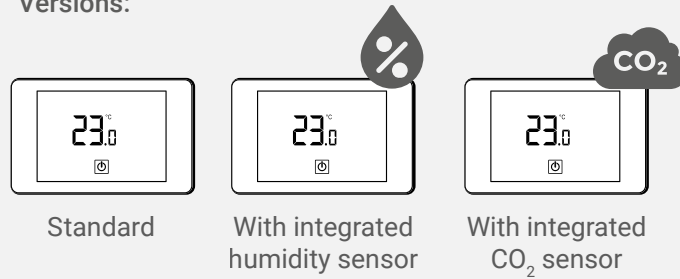
I-70 TOUCH SCREEN THERMOSTAT

Touch screen wall thermostat, programmable and with MODbus and BACnet supervision, also available with air quality sensor or relative humidity sensor directly integrated within the control.

Integrated connection:



Versions:





I-COM

Easy and versatile, I-Com is the base version of new control panel, without temperature control.



I-BASIC 1

It allows also the precise room temperature control thanks to analogic electronic thermostat integrated in the control panel.



I-BASIC 2

It allows also the precise room temperature control thanks to microprocessor electronic thermostat integrated in the control panel and allows to manage an electric heater.



I-BASIC 3

it has a range of programmable functions and allows to manage manually or automatically the operation speed.



I-DIGIT

Fully digital control panel that integrates a large and comfortable display, perfect for all the installations that require high automation of functions and an high level of comfort like hotel, offices and public places.



Compatibility of controls

For the complete specifications of the controls, please refer to the part relating to the controls, available from page 298.

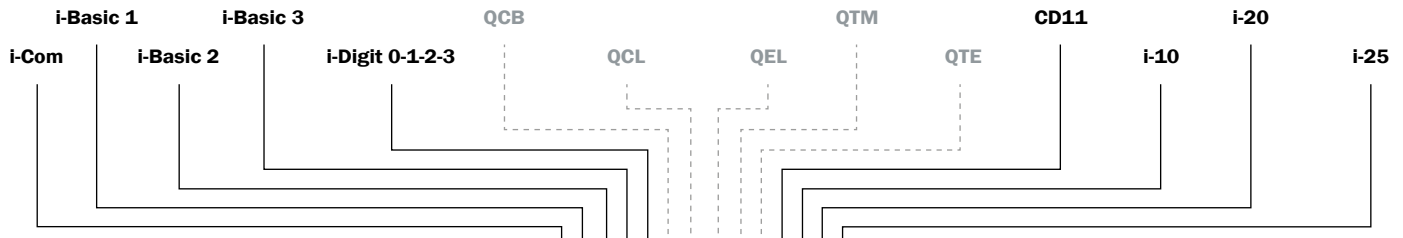
503FA	<ul style="list-style-type: none"> - Termostato elettronico con display LCD - Electronic thermostat with LCD display - Thermostat électronique avec écran LCD - Elektronisches Thermostat mit LCD-Display - Termostato electrónico con pantalla LCD 	i-Basic 3	<ul style="list-style-type: none"> - Termostato elettronico analogico con programmazione semplificata a DIP-SWITCH - Analog electronic thermostat with simplified DIP-SWITCH programming - Thermostat électronique analogique avec programmation simplifiée à DIP-SWITCH - Analoger elektronischer Thermostat mit vereinfachter DIP-Schalter Programmierung - Termostato electrónico analógico con programación simplificada DIP-SWITCH
CD11	<ul style="list-style-type: none"> - Comando senza regolazione di temperatura - Control without temperature control - Commande sans réglage de température - Steuerung ohne Temperaturregelung - Control sin regulación de temperatura 	i-Com	<ul style="list-style-type: none"> - Comando senza regolazione di temperatura - Base switch without temperature control - Commande sans réglage de température - Regler für Geräte für 2-Leiter oder 4-Leiter-System ohne Temperaturregelung - Control sin regulación de temperatura
COM-B	<ul style="list-style-type: none"> - Commutatore 3 velocità con selettore rotativo BTicino - BTicino rotary selector switch - Commutateur 3 vitesses avec sélecteur rotatif BTicino - Umschalter der 3 Geschwindigkeitsstufen mittels Wahlschalter BTicino - Conmutador de 3 velocidades con selector giratorio b-Ticino 	i-Digit 0-1-2-3	<ul style="list-style-type: none"> - Termostato elettronico programmabile con display LCD - Programmable electronic thermostat with LCD display - Thermostat électronique programmable avec écran LCD - Elektronischer Thermostat für Gebläsekonvektoren mit 2-Leiter oder 4-Leiter-System, mit LCD-Display - Termostato electrónico programable con pantalla LCD
COM-V	<ul style="list-style-type: none"> - Commutatore 3 velocità con selettore a slitta Vimar - Vimar 3-speed slide selector - Commutateur 3 vitesses avec sélecteur à glissière Vimar - Umschalter der 3 Geschwindigkeitsstufen mittels Schiebeshalter Vimar - Conmutador de 3 velocidades con selector deslizante Vimar 	IR-C	<ul style="list-style-type: none"> - Telecomando a raggi infrarossi (per cassette e sistemi TRI/F1 2.0 + S-MOD) - Infrared remote control (for cassette and TRI/F1 2.0 + S-MOD systems) - Télécommande à infrarouges (pour cassette et TRI/F1 2.0 + S-MOD systèmes) - Infrarot-Fernbedienung (für Kassettengeräte und TRI/F1 2.0 + S-MOD Systeme) - Control remoto IR (para fancoil de tipo cassette e sistemas TRI/F1 2.0 + S-MOD)
FAN01	<ul style="list-style-type: none"> - Regolatore per fan coil configurabile con protocollo di comunicazione BACnet - Configurable fan coil controller with BACnet communication protocol - Régulateur pour ventiloconvecteur configurable avec protocole de communication BACnet - Regler für Gebläsekonvektor konfigurierbar über Kommunikationsprotokoll BACnet - Controlador fancoil configurable con protocolo de comunicación BACnet 	IR-T	<ul style="list-style-type: none"> - Telecomando a raggi infrarossi (per unità a parete) - Infrared remote control (for wall unit) - Télécommande à infrarouges (pour unité murale) - Infrarot-Fernbedienung für wandmontierte Geräte - Control remoto IR (para unidad de pared)
i-10	<ul style="list-style-type: none"> - Termostato elettronico analogico base (unità a 2 e 4 tubi) - Analog electronic thermostat (2 and 4 pipe units) - Thermostat électronique analogique base (unité à 2 et 4 tubes) - Analoger elektronischer Basisthermostat für Geräte mit 2-Leiter- oder 4-Leiter-System - Termostato electrónico analógico base (unidades de 2 y 4 tubos) 	QCB	<ul style="list-style-type: none"> - Quadro comando base - Base control panel - Panneau de contrôle base - Basisbediengerät - Panel de control base
i-20	<ul style="list-style-type: none"> - Termostato elettronico analogico (unità a 2 tubi) - Analog electronic thermostat (2 pipe units) - Thermostat électronique analogique (unité à 2 tubes) - Analoger elektronischer Thermostat für Geräte mit 2-Leiter-System - Termostato electrónico analógico (unidad de 2 tubos) 	QCL	<ul style="list-style-type: none"> - Quadro comando base in lamiera - Sheet base control panel - Panneau de contrôle base en tôle - Basisbediengerät aus Metall - Panel de control base en chapa
i-25	<ul style="list-style-type: none"> - Termostato elettronico analogico (unità a 4 tubi) - Analog electronic thermostat (4 pipe units) - Thermostat électronique analogique (unité à 4 tubes) - Analoger elektronischer Thermostat für Geräte mit 4-Leiter-System - Termostato electrónico analógico (unidad de 4 tubos) 	QEL	<ul style="list-style-type: none"> - Quadro comando base in lamiera - Sheet base control panel - Panneau de contrôle base en tôle - Basisbediengerät aus Metall - Panel de control base en chapa
i-30	<ul style="list-style-type: none"> - Termostato elettronico programmabile con display LCD - Programmable electronic thermostat with LCD display - Thermostat électronique programmable avec écran LCD - Programmierbarer elektronischer Thermostat für Gebläsekonvektoren mit 2/4-Leiter-System, mit LCD-Display - Termostato electrónico programable con pantalla LCD 	QTE	<ul style="list-style-type: none"> - Quadro comando base con termostato ambiente elettronico - Base control panel with electronic room thermostat - Panneau de contrôle base avec thermostat ambient électronique - Basisbediengerät mit elektronischem Raumthermostat - Panel de control base con termostato ambiente electrónico
i-50	<ul style="list-style-type: none"> - Termostato elettronico programmabile con display LCD - Programmable electronic thermostat with LCD display - Thermostat électronique programmable avec écran LCD - Programmierbarer elektronischer Thermostat für Gebläsekonvektoren mit 2/4-Leiter-System, mit LCD-Display - Termostato electrónico programable con pantalla LCD 	QTM	<ul style="list-style-type: none"> - Quadro comando base con termostato ambiente elettromeccanico (a bulbo) - Base control panel with room electromechanical temperature bulb thermostat - Panneau de contrôle base avec thermostat ambient électromécanique (à bulbe) - Basischalttafel mit elektromechanischem Raumtempertur-Thermostat (mit Stabfühler) - Panel de control base con termostato ambiente electromecánico (a bulbo)
i-60	<ul style="list-style-type: none"> - Termostato elettronico touch con connessione WiFi per gestione remota - Touch fan coil thermostat with WiFi connection - Thermostat électronique tactile avec connexion WiFi pour gestion à distance - Elektronischer Touch-Thermostat mit WiFi-Anbindung für Fernüberwachung - Termostato electrónico Touch con conexión WiFi para gestión remota 	RWIECM 1-2	<ul style="list-style-type: none"> - Interfaccia utente a parete - Wall user interface - Interface utilisateur mural - Wandmontiertes Bediengerät - Interfaz de usuario de pared
i-70	<ul style="list-style-type: none"> - Termostato elettronico touch configurabile, con protocollo di comunicazione MODbus/BACnet (unità a 2 e 4 tubi) - Touch programmable electronic thermostat with MODbus/BACnet protocol communication (unit 2 and 4 pipe system) - Thermostat électronique tactile configurable, avec protocole de communication MODbus/BACnet (unité à 2 et 4 tubes) - Konfigurierbarer elektronischer Touch-Thermostat, mit MODbus/BACnet-Kommunikation mit 2/4-Leiter-System - Termostato electrónico Touch configurable, con protocolo de comunicación Modbus / Bacnet (unidades de 2 y 4 tubos) 	S-MOD	<ul style="list-style-type: none"> - Sistema di supervisione - Supervision system - Système de supervision - Überwachungssystem - Sistema de supervisión
i-Basic 1	<ul style="list-style-type: none"> - Termostato elettronico analogico base - Analog base electronic thermostat - Thermostat électronique analogique base - Analoger elektronischer Basisthermostat für Geräte mit 2-Leiter oder 4-Leiter-System - Termostato electrónico analógico base 	TRI/F1 2.0	<ul style="list-style-type: none"> - Controllo con telecomando IR o interfaccia a muro con protocollo di comunicazione MODbus - Infrared remote controller or wall controller with MODbus communication protocol - Contrôle avec télécommande IR ou interface mural avec protocole de communication MODbus - Steuerung mittels Infrarot-Fernbedienung oder wandmontiertes Bedienfeld mit MODbus-Kommunikationsprotokoll - Control con mando IR o interfaz de pared con protocolo de comunicación MODbus
i-Basic 2	<ul style="list-style-type: none"> - Termostato elettronico analogico - Analog electronic thermostat - Thermostat électronique analogique - Analoger elektronischer Thermostat für Geräte mit 2-Leiter oder 4-Leiter-System - Termostato electrónico analógico 		

Compatibility of controls

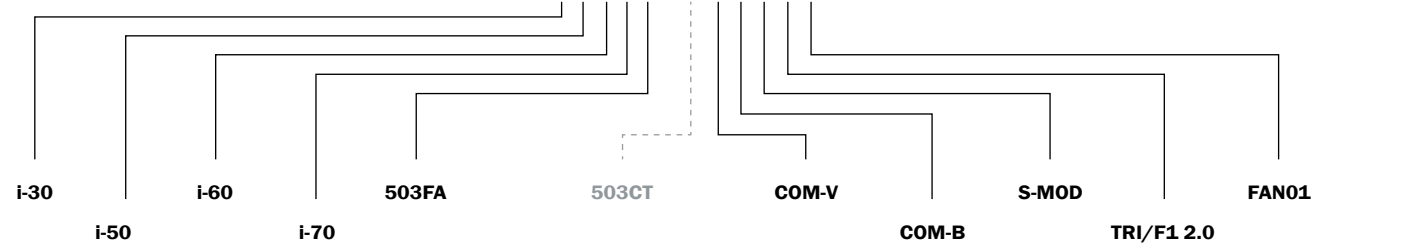
Scheda di potenza per controllo a 3 velocità
 Power chart for 3-speed control
 Fiche de puissance pour contrôle à 3 vitesses
 Leistungsplatine zur Steuerung mit 3 Geschwindigkeiten
 Tarjeta de alimentación para el control de 3 velocidades

	i-Com	i-Basic 1	i-Basic 2	i-Basic 3	i-Digit 0-1-2-3	TRI/F1 2.0	CD11	i-10	i-20	i-25	i-30	i-50	i-60	i-70	503FA	503BUS+DIN5	S-MOD	FAN01
Mod. 10
Mod. 20
Mod. 30
Mod. 40
Mod. 50
Mod. 60
Mod. 70
Mod. 80
Mod. 90	.	.	○	○	○	○	○
Mod. 100	.	.	○	○	○	○	○

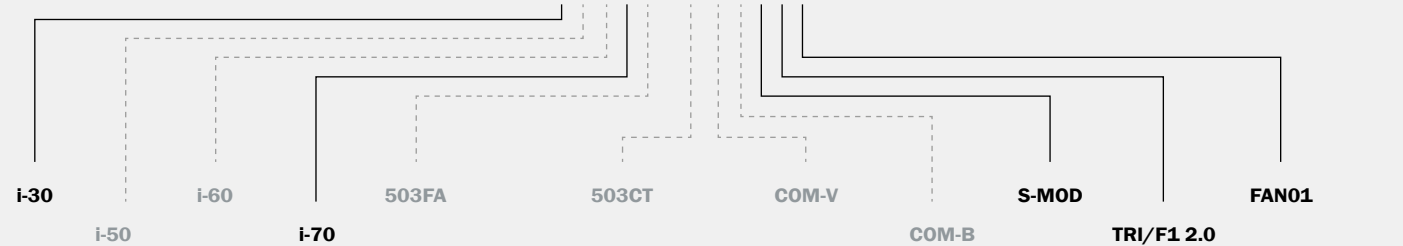
ELIOS | ELIOS-ECM



ELIOS



ELIOS-ECM



- Compatible
Compatible
Compatible
Kompatibel
Compatible
- - - Non compatibile
Not compatible
Non compatible
Nicht kompatibel
NO compatible
- Non necessaria
Not necessary
Non nécessaire
Nicht erforderlich
No Requerido
- Necessaria (inclusa di serie)
Necessary (included as standard)
Nécessaire (comprise de série)
Erforderlich (serienmäßig inbegriffen)
Requerido (incluido de serie)
- Necessaria (non inclusa)
Necessary (not included)
Nécessaire (non comprise)
Erforderlich (nicht inbegriffen)
Requerido (no incluido)



Controller functions

COMPATIBILITÀ - COMPATIBILITY - COMPATIBILITÉ - KOMPATIBILITÄT - COMPATIBILIDAD

Installazione a parete da esterno - Wall mounting - Installation murale - Wandmontage - Instalación a pared

Installazione a bordo unità - On board unit installation - Installation embarquée - Installation auf dem Gerät - Instalación al bordo de la unidad

Installazione a parete da incasso - Wall flush-mounting - Installation à encaissement - Wandeinbau - Instalación empotrada

REGOLATORI - CONTROLLERS - RÉGULATEURS - REGLER - REGULADORES

UTILIZZO - USE - UTILISATION - VERWENDUNG - USO

Impianto a 2 tubi - 2 pipe system - Système à 2 tubes - Anlage mit 2 Leiter-System - Sistema de 2 tubos

Impianto a 4 tubi - 4 pipe system - Système à 4 tubes - Anlage mit 4 Leiter-System - Sistema de 4 tubos

CONTROLLI E DISPLAY - CONTROLS & DISPLAY - CONTRÔLES ET ÉCRAN - STEUERUNGEN UND DISPLAY - CONTROLES Y PANTALLAS

Display - Display - Écran - Display - Monitor

Acceso/Spento - On/Off - Allumé/Éteint - Eingeschaltet/Ausgeschaltet - Encendido /Apagado

Caldo/Freddo - Heat/Cool - Chaud/Froid - Heizen/Kühlen - Frío /Caliente

3 velocità ventilatore - 3 fan speed - 3 vitesses ventilateur - 3 Gebläsegeschwindigkeiten - 3 velocidades de ventilador

Regolazione temperatura - Set point range - Réglage température - Temperaturregelung - Regulación de la temperatura

COMMUTAZIONE - CHANGEOVER - COMMUTATION - UMSCHALTUNG - TRASPUESTA

Velocità automatica - Automatic speed control - Vitesse automatique - Automatische Geschwindigkeitseinstellung - Velocidad automática

Caldo/freddo centralizzata - Central season changeover - Chaud/froid centralisé - Heizen/Kühlen Umschaltung - Cambio Verano / Invierno centralizado

Caldo/freddo automatico (impianto 2 tubi) - Automatic season changeover (2 pipe system) - Chaud/froid automatique (système à 2 tubes) Heizen/Kühlen Umschaltung automatisch (Anlage mit 2 Leitersystem) - Cambio automático Verano / Invierno (sistema de 2 tubos)

Caldo/freddo automatico con zona neutra (imp. 4 tubi) - Automatic season changeover with neutral zone (4 pipe syst.) - Chaud/froid automatique avec zone neutre (syst. à 4 tubes) - Heizen/Kühlen Umschaltung automatisch mit neutralem Bereich (Anlage mit 4 Leiter-System) - Cambio automático Verano/Invierno con zona neutra (sist. de 4 tubos)

INGRESSI - INPUTS - ENTRÉES - EINGÄNGE - ENTRADAS

Sonda aria remota - Remote air intake sensor - Capteur air à distance - Lufteintrittsfühler - Sonda de aire remota

Sonda acqua - Water sensor - Capteur eau - Wassertemperaturfühler - Sonda de agua

[TC/TC-B] Termostato di consenso - Low temperature thermostat - Thermostat d'autorisation - Freigabethermostat - Termostato de mínima

Contatto finestra - Windows contact - Contact fenêtre - Fensterkontakt - Contacto de ventana

USCITE - OUTPUTS - SORTIES - AUSGÄNGE - SALIDAS

Valvole On/Off - On/Off valves - Vannes On/Off - Ein-Aus-Ventil - Válvulas On/Off

Valvole 3 punti (PWM) - Floating valves (PWM) - Vannes 3 points (PWM) - 3-Punkt-Ventil (PWM) - Válvulas de 3 puntos (PWM)

Valvole 0-10V - 0-10V proportional valves - Vannes 0-10V - Ventile 0-10 V - Válvulas 0-10V

FUNZIONI SPECIALI - SPECIAL FUNCTIONS - FONCTION SPÉCIALES - SONDERFUNKTIONEN - FUNCIONES ESPECIALES

Ventilatore termostato - Fan thermostat controlled - Ventilateur thermostaté - Thermostatgesteuerter Ventilator - Ventilador termostático

Comando resistenza elettrica - Electric heater control - Commande résistance électrique - Steuerung Elektroheizregister - Control de resistencia eléctrica

Funzione economy - Economy function - Fonction economy - Economy-Funktion - Función Economy

Funzione solo ventilazione - Fan function - Fonction uniquement ventilation - Nur Ventilatorbetrieb - Función sólo ventilador

Timer giornaliero - Daily timer - Minuterie quotidienne - Tagestimer - Temporizador diario

Funzione antistratificazione - Air recirculation function - Fonction anti-stratification - Funktion zum Schutz gegen Schichtbildung - Función anti-estratificación

Funzione Master/Slave - Master/Slave function - Fonction Master/Slave - Master/Slave Funktion - Función Master/Slave

Ventilatore modulante - Modulating fan - Ventilateur modulant - Modulierender Ventilator - Ventilador modulante

Programmazione settimanale - Weekly timetable - Programmation hebdomadaire - Wochenprogrammierung - Programación semanal

[MODbus] Protocollo di comunicazione - Communication protocol - Protocole de communication - Kommunikationsprotokoll - Protocolo de comunicación

[BACnet] Protocollo di comunicazione - Communication protocol - Protocole de communication - Kommunikationsprotokoll - Protocolo de comunicación

Controllo umidità - Humidity control - Contrôle de l'humidité - Feuchtigkeitsregelung - Control humedad

The diagrams, the descriptions and the pictures shown herein are merely indicative and in no way binding. In order to continuously improve and in view of constant research and development, A GROUP S.p.A. reserves the right to modify, also without prior notice, technical data and all the contents included in this document.

Concept and design: Aliseo Group

04/2021



A GROUP S.p.A.

Via Monte Grappa, 67
31020 San Zenone degli Ezzelini (TV) - Italy
Tel. +39 0423 567774 - Fax +39 0423 567985
info@eden-clima.com - www.eden-clima.com
www.aliseogroup.com



Check ongoing validity of certificate:
www.eurovent-certification.com