


GALILEO

GALILEO-ECM

Ventilconvettore a parete



Catalogo prodotto

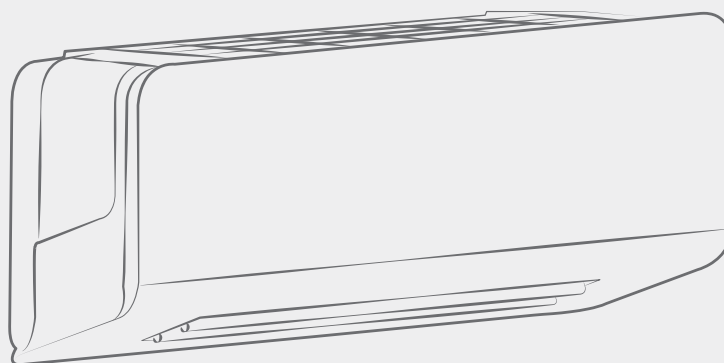
Rel. 21_24_01_04_IT

Product catalog
 **ventilclima**[®]

GALILEO


GALILEO-ECM


Wall mounted fan coil unit



A GROUP S.p.A (Trademark VENTILCLIMA) participates in the ECP programme for FCU. Check ongoing validity of certificate: www.eurovent-certification.com

The best solution for those looking for style

 1.3 ÷ 3.8 kW
cooling

 1.5 ÷ 4.3 kW
heating

 50%
energy saving up to 50%

 250 - 780 m³/h
air flow





GALILEO | GALILEO ECM

**Comfort with low noise operation:**

The main feature of the series lies in the ability to reach the temperature desired by the user in a rapid and dynamic manner, keeping it in complete autonomy through an intelligent modulation of the air flow rate that favors low ventilation speeds, to direct benefit of the psychophysical comfort of the user, always guaranteed by low noise emissions.

**High performance:**

Designed to optimize thermodynamic performances at low rpm, the tangential fan ensures greater silence with high performance.

**High energy savings:**

An aspect of considerable importance is also the high energy savings made possible through the use of an exclusive inverter motor that allows a significant reduction in energy consumption.

**Reduced depth:**

The reduced thickness of only 185mm and the masterful combination of materials as steel for frontal casing, ensure solid construction with great flexibility and customization options, together with a perfect linearity of the shapes.

**Customization:**

Thanks to the possibility of installation of the valves of two ways, three ways, "pressure independent" selected in phase of order, it makes easy the mounting of the unit in Plug & Play. With the use of these components combined to ECM motors, it is possible to efficiently prevent energy waste, since the water flow is interrupted when the unit is switched off, unlike the normal splits on which the flow even when the unit is not in operation. This solution also ensures high ease of installation and maintenance and does not require the use of special niches since everything is perfectly integrated into the unit.

**Simplify maintenance:**

Some constructive particulars allow to simplify the operations of installation (easy to do for the configuration of the anchors, for one person) moreover the (posizionamento) and the removing of the cover it makes with the easy removal of 2/3 screws in function of the size.

The best solution for those looking for style

The new minimal design and cutting-edge technology make Galileo the perfect solution for installation in commercial and residential environments, where comfort and enhancement of the environment are the main features to be observed.

The aesthetic qualities, energy efficiency, excellent level of silence and top performance make the series GALILEO an extremely efficient and performing product. The reduced thickness of only 185mm and the masterful combination of materials as steel for frontal casing, ensure solid construction with great flexibility and customization options, together with a perfect linearity of the shapes.


Series can be provided with a wide range of valves, 2 or 3 ways, on-off, modulating, floating or pressure independent type, directly built-up on the unit, in order to reduce the installation costs.

GALILEO | GALILEO ECM






NC/ECM-NC




- > Manual louvers

RC/ECM-RC




- > Motorized louvers
- > Mother board

RC-IR/ECM-RC-IR




- > Motorized louvers
- > Mother board
- > Infrared remote control + receiver

NC-2V/ECM-NC-2V




- > Manual louvers
- > 2-Way valve

RC-2V/ECM-RC-2V




- > Motorized louvers
- > Mother board
- > 2-Way valve

RC-IR-2V/ECM-RC-IR-2V




- > Motorized louvers
- > Mother board
- > Infrared remote control + receiver
- > 2-Way valve

NC-3V/ECM-NC-3V




- > Manual louvers
- > 3-Way valve

RC-3V/ECM-RC-3V




- > Motorized louvers
- > Mother board
- > 3-Way valve

RC-IR-3V/ECM-RC-IR-3V





- > Motorized louvers
- > Mother board
- > Infrared remote control + receiver
- > 3-Way valve




GALILEO | GALILEO ECM

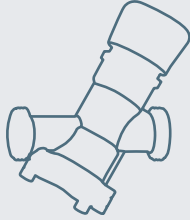
GALILEO | GALILEO ECM





GALILEO | GALILEO ECM

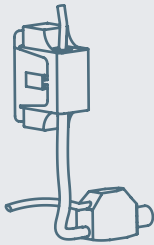




2 or 3-way control valves and pressure independent valves

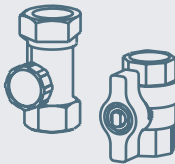
The valves can be supplied directly installed on board, even in case of "pressure independent," type. This version ensures constant flow rate when the pressure is changeable and regulates the flow according to the temperature.

The system will be balanced and will grant a high efficiency.

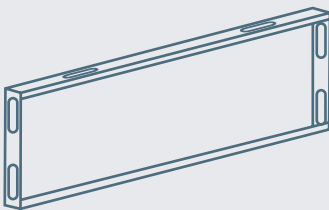


Condensate pump

Condensate pump with float and alarm switch. It can also be supplied already installed.





Valve Accessories



Pre-installation box

Recessed steel box in case hydraulic connections are required on right side (Units supplied with left side hydraulic connection only)

2 tubi - pipes - tubes Leiter - tubos			1	2	3	4	
 <p>7/12 °C 27 °C d.b. 19 °C w.b.</p>	Potenza frigorifera totale Total cooling capacity Puissance frigorifique totale Kälteleistung gesamt Potencia frigorífica total	(E)	W 6	2300	2520	3510	3800
		W 5	2130	2350	3090	3410	
		W 4	2040	2270	2910	3250	
		W 3	1870	2080	2560	2920	
		W 2	1730	1940	2310	2640	
		W 1	1340	1510	1780	1940	
	Potenza frigorifera sensibile Sensible cooling capacity Puissance frigorifique sensible Sensible Kälteleistung Potencia frigorífica total sensible	(E)	W 6	1860	2020	2760	3000
		W 5	1710	1860	2400	2560	
		W 4	1630	1780	2250	2410	
		W 3	1480	1620	1960	2150	
		W 2	1350	1490	1750	1930	
		W 1	980	1140	1290	1390	
	Portata acqua Water flow Débit d'eau Wassermenge Flujo de agua	(E)	l/h 6	396	433	604	654
		l/h 5	366	404	531	587	
		l/h 4	351	390	501	559	
		l/h 3	322	358	440	502	
		l/h 2	298	334	397	454	
		l/h 1	230	260	306	334	
	Perdite di carico lato acqua Water pressure drop Pertes charge côté eau Wasserseitiger Druckverlust Caídas de presión lado agua	(E)	kPa 6	11,2	25,5	36,9	55,1
		kPa 5	9,7	23,7	28,3	45,5	
		kPa 4	9,1	22,6	25,4	43,4	
		kPa 3	7,4	19,4	21,0	35,1	
		kPa 2	6,4	17,4	16,8	29,3	
		kPa 1	3,4	11,5	10,6	16,9	
 <p>45/40 °C 20 °C</p>	Potenza termica Heating capacity Puissance thermique Heizleistung Energía térmica	(E)	W 6	2640	2820	3870	4290
		W 5	2420	2600	3480	3790	
		W 4	2310	2490	3270	3570	
		W 3	2100	2290	2420	3140	
		W 2	1940	2120	2321	2810	
		W 1	1480	1610	1590	2080	
	Portata acqua Water flow Débit d'eau Wassermenge Flujo de agua	(E)	l/h 6	454	485	666	738
		l/h 5	416	447	599	652	
		l/h 4	397	428	562	614	
		l/h 3	361	394	416	540	
		l/h 2	334	365	400	483	
		l/h 1	255	277	274	358	
	Perdite di carico lato acqua Water pressure drop Pertes charge côté eau Wasserseitiger Druckverlust Caídas de presión lado agua	(E)	kPa 6	15,6	27,1	41,1	56,8
		kPa 5	13,4	23,4	31,2	47,1	
		kPa 4	12,4	20,0	27,3	41,8	
		kPa 3	10,5	18,3	19,7	35,1	
		kPa 2	9,2	16,0	16,1	27,9	
		kPa 1	5,7	9,5	9,4	15,7	
Portata aria Air flow Débit d'air Luftstrom Flujo de aire	(E)	m³/h 6	586	554	797	778	
	m³/h 5	500	486	639	659		
	m³/h 4	464	462	576	598		
	m³/h 3	398	406	476	502		
	m³/h 2	356	367	417	448		
	m³/h 1	252	262	294	302		
Livello di potenza sonora Sound power level Niveau de puissance sonore Schall-Leistungspegel Nivel de potencia acústica	(E)	dB(A) 6	53	54	54	55	
	dB(A) 5	50	52	49	52		
	dB(A) 4	49	51	46	50		
	dB(A) 3	45	49	42	47		
	dB(A) 2	42	47	39	45		
	dB(A) 1	34	40	31	37		
Livello di pressione sonora Sound pressure level Niveau de pression sonore Schall-Druckpegel Nivel de presión sonora	(E)	dB(A) 6	45	45	45	46	
	dB(A) 5	42	43	40	43		
	dB(A) 4	40	42	37	41		
	dB(A) 3	36	40	33	38		
	dB(A) 2	34	38	30	36		
	dB(A) 1	25	31	22	29		
Contenuto d'acqua Water content Quantité d'eau Wasserinhalt Contenidos de agua	L		0.8	1.1	1.25	1.6	

- **Unità standard a bocca libera:** pressione statica esterna = 0 Pa / Il test per la rilevazione del livello di potenza sonora è stato eseguito in accordo con la **normativa EN 16583:2015 / Livello di pressione sonora:** considerata 8,6 dB(A) inferiore rispetto alla potenza sonora in una stanza di 90 m³ con un tempo di riverbero di 0,5 sec. / **Valori tensione ammissibile:** ~230V / 1ph / 50Hz
- **Standard unit with free outlet:** external static pressure = 0 Pa / The sound power level test has been performed according to **EN 16583:2015 standard / Sound pressure level:** 8,6 dB(A) lower that the sound power level for a room of 90 m³ with a reverberation time of 0,5 sec. / **Supported power supply:** ~230V / 1ph / 50Hz
- **Unité standard avec sortie libre:** pression statique externe = 0 Pa / Le test de détection du niveau de puissance acoustique a été réalisé conformément à la norme **EN 16583: 2015 / Niveau de pression sonore:** considéré de 8,6 dB(A) plus faible que le niveau de puissance acoustique d'une pièce de 90 m³, avec un temps de réverbération de 0,5 sec. / **Valeurs de tension admissibles:** ~230V / 1ph / 50Hz
- **Standard Einheit mit offenem Auslass:** externer statischer Druck = 0 Pa / Der Test zur Erfassung des Schalleistungspiegels wurde gemäß der Norm **EN 16583: 2015 durchgeführt / Schall-Druckpegel:** Schall-Druckpegel: 8,6 dB (A) unter dem Schalldruck in einem Raum von 90 m³ mit einer Nachhallzeit von 0,5 s. / **Unterstützte Stromversorgung:** ~230V / 1ph / 50Hz
- **Unidad estándar con salida libre:** presión estática externa = 0 Pa / La prueba de nivel acústico se realizó de acuerdo con la **norma EN 16583:2015 / Nivel de presión sonora:** se considera 8,6 dB (A) inferior a la potencia acústica en una sala de 90 m³ con un tiempo de reverberación de 0,5 seg. / **Valores de voltaje admisibles:** ~230V / 1ph / 50Hz

velocità cablate / wired speed / vitesse câblée / verkabelte Geschwindigkeitsstufe / velocidades cableadas

(E) = Eurovent



Performance technical data



Check ongoing validity of certificate:
www.eurovent-certification.com

Motore asincrono - Asynchronous motor Moteur asynchrone - Asynchronmotor - Motor asincrono			1	2	3	4
Potenza assorbita dal motore del ventilatore Motor fan absorbed power Puissance absorbée par le moteur de ventilateur Vom Lüftermotor aufgenommene Leistung Potencia absorbida por el motor del ventilador	W	6	41	42	45	46
	W	5	26	27	30	30
	W	4	23	24	27	27
	W	3	20	21	22	23
	W	2	18	18	19	20
	W	1	13	13	13	14
Corrente assorbita dal motore del ventilatore Motor fan absorbed current Courant absorbé par le moteur du ventilateur Vom Lüftermotor aufgenommener Strom Corriente absorbida por el motor del ventilador	A	6	0,23	0,23	0,24	0,24
	A	5	0,12	0,13	0,15	0,15
	A	4	0,11	0,11	0,13	0,13
	A	3	0,09	0,10	0,11	0,11
	A	2	0,08	0,09	0,10	0,10
	A	1	0,06	0,06	0,07	0,07
Tensione di alimentazione Power supply Tension d'alimentation Stromversorgung Tensión de alimentación			~ 230V / 1ph / 50-60Hz			

velocità cablate / wired speed / vitesse câblée / verkabelte Geschwindigkeitsstufe / velocidades cableadas

(E) = Eurovent

GALILEO | GALILEO ECM

Motore ECM - ECM motor Moteur ECM - ECM-Motor - Motor ECM			1	2	3	4
Potenza assorbita dal motore del ventilatore Motor fan absorbed power Puissance absorbée par le moteur de ventilateur Vom Lüftermotor aufgenommene Leistung Potencia absorbida por el motor del ventilador	W	6	13	14	22	24
	W	5	11	12	14	16
	W	4	11	11	13	14
	W	3	9	10	11	11
	W	2	8	9	9	9
	W	1	7	8	6	7
Corrente assorbita dal motore del ventilatore Motor fan absorbed current Courant absorbé par le moteur du ventilateur Vom Lüftermotor aufgenommener Strom Corriente absorbida por el motor del ventilador	A	6	0,17	0,14	0,19	0,16
	A	5	0,12	0,11	0,12	0,11
	A	4	0,12	0,10	0,11	0,09
	A	3	0,09	0,09	0,09	0,08
	A	2	0,08	0,08	0,08	0,07
	A	1	0,07	0,07	0,06	0,04
Tensione di controllo velocità (Vcc) Speed control voltage (Vdc) Tension de contrôle de vitesse (Vcc) Drehzahlregelspannung (Vcc) Voltaje de control de velocidad (Vcc)	Vdc	6	9,8	10,0	9,0	9,2
	Vdc	5	8,3	8,6	6,6	7,3
	Vdc	4	7,6	7,9	5,6	6,4
	Vdc	3	6,2	6,7	4,0	5,0
	Vdc	2	5,3	5,7	3,2	4,1
	Vdc	1	3,0	3,4	1,3	2,2
Tensione di alimentazione Power supply Tension d'alimentation Stromversorgung Tensión de alimentación			~ 230V / 1ph / 50-60Hz			

velocità cablate / wired speed / vitesse câblée / verkabelte Geschwindigkeitsstufe / velocidades cableadas

(E) = Eurovent



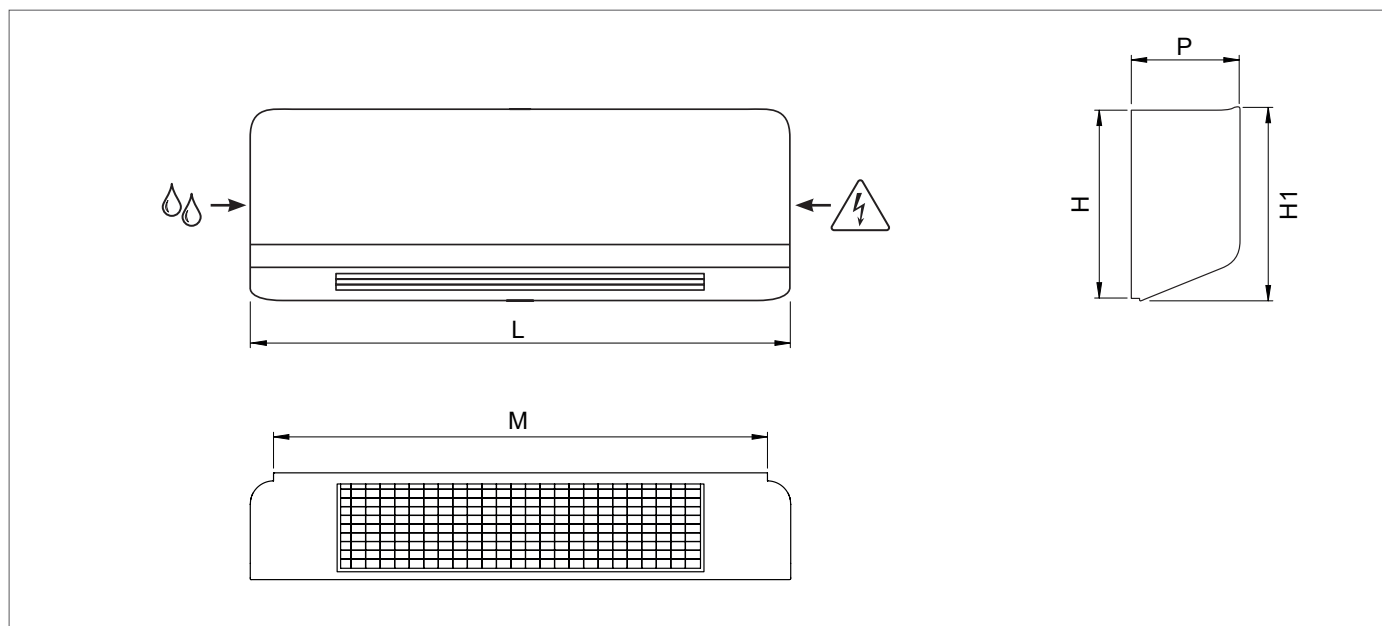
Working limits

Limiti di funzionamento Working limits	1 - 2 - 3 - 4
Temperatura aria interna / Indoor air temperature	min. 15 °C - max 30 °C
Umidità aria interna / Indoor humidity	max 63 %
Massima pressione di esercizio acqua / Max water pressure	8 Bar
Massima temperatura esercizio acqua / Max inlet water temperature	70 °C
Minima temperatura esercizio acqua / Min inlet water temperature	6 °C
Minima temperatura uscita acqua di alimentazione / Minimum temperature water outlet	11 °C

- **Riscaldamento:** Per evitare fenomeni di stratificazione dell'aria ambiente, si consiglia di non alimentare l'unità con una temperatura acqua superiore ai 65 °C.
- **Raffreddamento:** In ambienti con elevata umidità relativa, si potrebbero formare fenomeni di condensa sull'esterno dell'apparecchio e sulla mandata dell'aria. Tali fenomeni possono danneggiare gli oggetti sottostanti ed il pavimento; per evitarli si consiglia sempre l'installazione della valvola e, con ventilatore in funzionamento, di rispettare i limiti di minima e media temperatura di alimentazione indicati (valori riferiti alla minima velocità cablate).
- **Heating:** To avoid stratification of the ambient air, it is recommended not to supply the unit with a water temperature above 65 °C.
- **Cooling:** In environments with high relative humidity, condensation may form on the outside of the unit and on the air delivery. These phenomena can damage the underlying objects and the floor; to avoid them, it is always recommended to install the valve and, with the fan in operation, to respect the minimum and medium supply temperature limits indicated (values referring to the minimum wired speed).

Dimensions

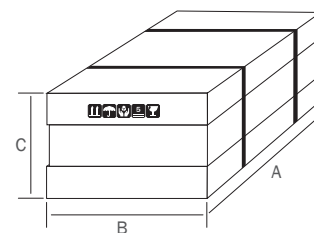
Unità - Unit - Unité - Gerät - Unidad			1	2	3	4
Lunghezza / Length / Longueur / Länge / Longitud	mm	L	930	930	1235	1235
	mm	M	850	850	1155	1155
Altezza / Height / Hauteur / Höhe / Altura	mm	H	323	323	323	323
	mm	H1	333	333	333	333
Profondità / Depth / Profondeur / Tiefe / Profundidad	mm	P	185	185	185	185



 Non-interchangeable left-hand hydraulic connections
  Non-interchangeable right-hand electrical connections

Weights and packaging

	dimensioni	peso netto	peso lordo	bancale		
	dimension	net weight	gross weight	palette		
	[mm] (AxBxC)	[kg]	[kg]	[mm] L x P	[n.] unità - units	[kg] tot.
MOD. 1	1010 x 430 x 245	11,5	13,5	1200x900	12	172
MOD. 2	1010 x 430 x 245	12	14	1200x900	12	178
MOD. 3	1315 x 430 x 245	14	16,5	1500x900	10	180
MOD. 4	1315 x 430 x 245	14,5	17	1500x900	10	185





WHITE

Frontal casing in steel
and side panels in ABS,
opaque white RAL 9016.



CUSTOM

Special colors and finishes
on specific customer's request.





GALILEO | GALILEO ECM

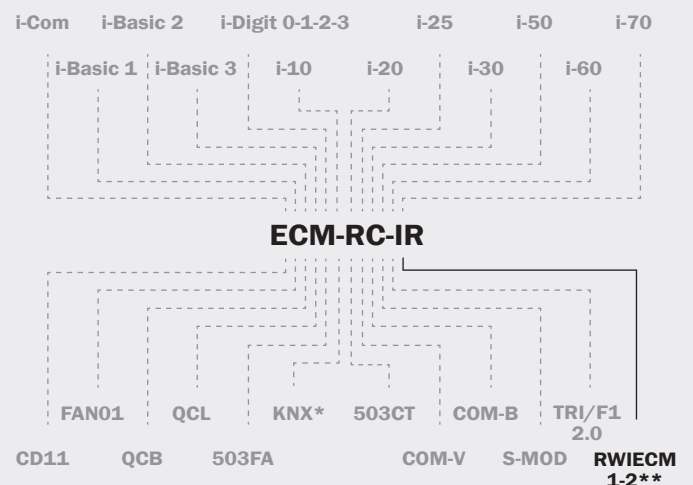
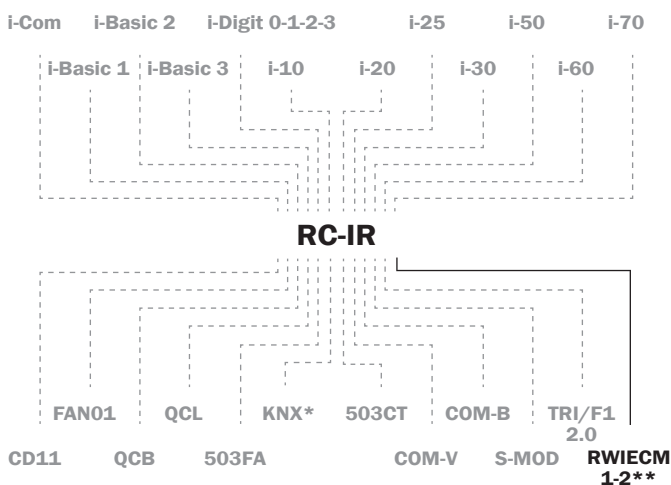
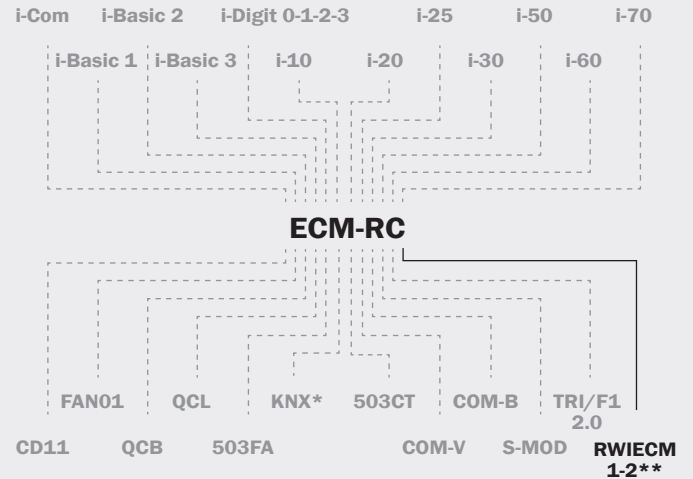
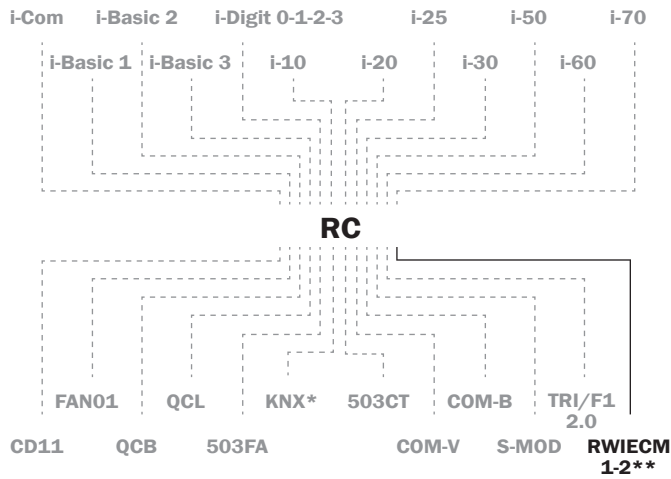
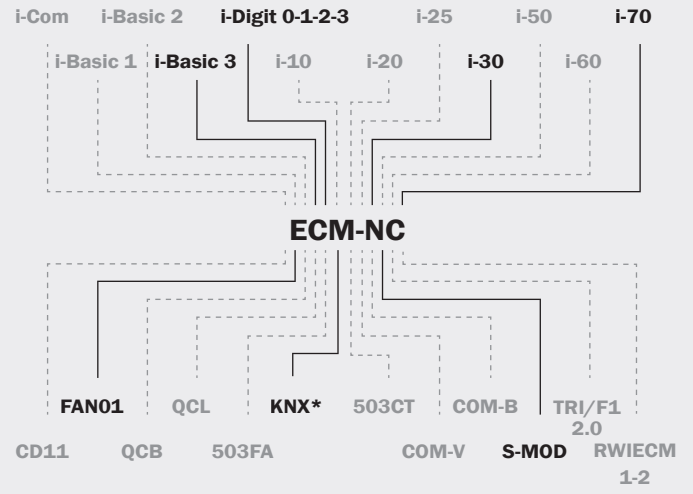
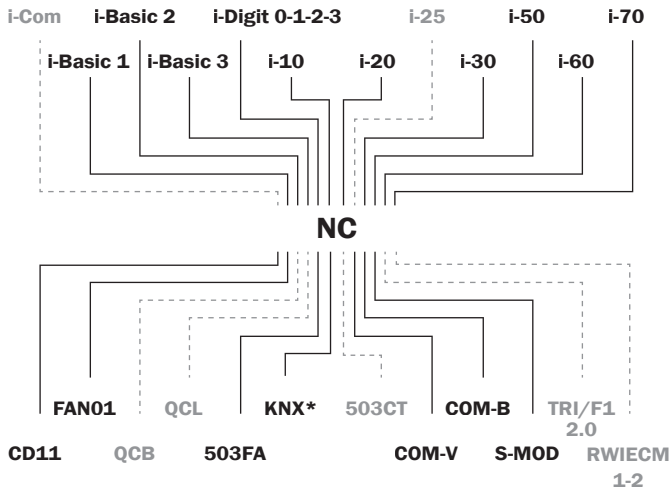
Compatibility of controls

For the complete specifications of the controls, please refer to the part relating to the controls, available from page 220

503FA	<ul style="list-style-type: none"> - Termostato elettronico con display LCD - Electronic thermostat with LCD display - Thermostat électronique avec écran LCD - Elektronisches Thermostat mit LCD-Display - Termostato electrónico con pantalla LCD
AGKNFC101 (KNX)	<ul style="list-style-type: none"> - Regolatore per fan coil con protocollo KNX - KNX fan coil controller
CD11	<ul style="list-style-type: none"> - Comando senza regolazione di temperatura - Control without temperature control - Commande sans réglage de température - Regler für Geräte für 2-Leiter oder 4-Leiter-System ohne Temperaturregelung - Control sin regulación de temperatura
COM-B	<ul style="list-style-type: none"> - Commutatore 3 velocità con selettore rotativo BTicino - BTicino rotary selector switch - Commutateur 3 vitesses avec sélecteur rotatif BTicino - Umschalter der 3 Geschwindigkeitsstufen mittels Wahlschalter BTicino - Conmutador de 3 velocidades con selector giratorio b-Ticino
COM-V	<ul style="list-style-type: none"> - Commutatore 3 velocità con selettore a slitta Vimar - Vimar 3-speed slide selector - Commutateur 3 vitesses avec sélecteur à glissière Vimar - Umschalter der 3 Geschwindigkeitsstufen mittels Schiebeschalter Vimar - Conmutador de 3 velocidades con selector deslizante Vimar
FAN01	<ul style="list-style-type: none"> - Regolatore per fan coil configurabile con protocollo di comunicazione BACnet - Configurable fan coil controller with BACnet communication protocol - Régulateur pour ventilconvecteur configurable avec protocole de communication BACnet - Regler für Gebläsekonvektor konfigurierbar über Kommunikationsprotokoll BACnet - Controlador fancoil configurable con protocolo de comunicación BACnet
i-10	<ul style="list-style-type: none"> - Termostato elettronico analogico base (unità a 2 e 4 tubi) - Analog electronic thermostat (2 and 4 pipe units) - Thermostat électronique analogique base (unité à 2 et 4 tubes) - Analoger elektronischer Basisthermostat für Geräte mit 2-Leiter- oder 4-Leiter-System - Termostato electrónico analógico base (unidades de 2 y 4 tubos)
i-20	<ul style="list-style-type: none"> - Termostato elettronico analogico (unità a 2 tubi) - Analog electronic thermostat (2 pipe units) - Thermostat électronique analogique (unité à 2 tubes) - Analoger elektronischer Thermostat für Geräte mit 2-Leiter-System - Termostato electrónico analógico (unidad de 2 tubos)
i-25	<ul style="list-style-type: none"> - Termostato elettronico analogico (unità a 4 tubi) - Analog electronic thermostat (4 pipe units) - Thermostat électronique analogique (unité à 4 tubes) - Analoger elektronischer Thermostat für Geräte mit 4-Leiter-System - Termostato electrónico analógico (unidad de 4 tubos)
i-30	<ul style="list-style-type: none"> - Termostato elettronico programmabile con display LCD - Programmable electronic thermostat with LCD display - Thermostat électronique programmable avec écran LCD - Programmierbarer elektronischer Thermostat für Gebläsekonvektoren mit 2/4-Leiter-System, mit LCD-Display - Termostato electrónico programable con pantalla LCD
i-50	<ul style="list-style-type: none"> - Termostato elettronico programmabile con display LCD - Programmable electronic thermostat with LCD display - Thermostat électronique programmable avec écran LCD - Programmierbarer elektronischer Thermostat für Gebläsekonvektoren mit 2/4-Leiter-System, mit LCD-Display - Termostato electrónico programable con pantalla LCD
i-60	<ul style="list-style-type: none"> - Termostato elettronico touch con connessione WiFi per gestione remota - Touch fan coil thermostat with WiFi connection - Thermostat électronique tactile avec connexion WiFi pour gestion à distance - Elektronischer Touch-Thermostat mit WiFi-Anbindung für Fernüberwachung - Termostato electrónico Touch con conexión WiFi para gestión remota
i-70	<ul style="list-style-type: none"> - Termostato elettronico touch configurabile, con protocollo di comunicazione Modbus/BACnet (unità a 2 e 4 tubi) - Touch programmable electronic thermostat with Modbus/BACnet protocol communication (unit 2 and 4 pipe system) - Thermostat électronique tactile configurable, avec protocole de communication Modbus/BACnet (unité à 2 et 4 tubes) - Konfigurierbarer elektronischer Touch-Thermostat, mit Modbus/BACnet-Kommunikation mit 2/4-Leiter-System - Termostato electrónico Touch configurable, con protocolo de comunicación Modbus / Bacnet (unidades de 2 y 4 tubos)
i-Basic 1	<ul style="list-style-type: none"> - Termostato elettronico analogico base - Analog base electronic thermostat - Thermostat électronique analogique base - Analoger elektronischer Basisthermostat für Geräte mit 2-Leiter oder 4-Leiter-System - Termostato electrónico analógico base
i-Basic 2	<ul style="list-style-type: none"> - Termostato elettronico analogico - Analog electronic thermostat - Thermostat électronique analogique - Analoger elektronischer Thermostat für Geräte mit 2-Leiter oder 4-Leiter-System - Termostato electrónico analógico

i-Basic 3	<ul style="list-style-type: none"> - Termostato elettronico analogico con programmazione semplificata a DIP-SWITCH - Analog electronic thermostat with simplified DIP-SWITCH programming - Thermostat électronique analogique avec programmation simplifiée à DIP-SWITCH - Analoger elektronischer Thermostat mit vereinfachter DIP-Schalter Programmierung - Termostato electrónico analógico con programación simplificada a DIP-SWITCH
i-Com	<ul style="list-style-type: none"> - Comando senza regolazione di temperatura - Base switch without temperature control - Commande sans réglage de température - Regler für Geräte für 2-Leiter oder 4-Leiter-System ohne Temperaturregelung - Control sin regulación de temperatura
i-Digit 0-1-2-3	<ul style="list-style-type: none"> - Termostato elettronico programmabile con display LCD - Programmable electronic thermostat with LCD display - Thermostat électronique programmable avec écran LCD - Elektronischer Thermostat für Gebläsekonvektoren mit 2-Leiter oder 4-Leiter-System, mit LCD-Display - Termostato electrónico programable con pantalla LCD
IR-C	<ul style="list-style-type: none"> - Telecomando a raggi infrarossi (per cassette e sistemi TRI/F1 2.0 + S-MOD) - Infrared remote control (for cassette and TRI/F1 2.0 + S-MOD systems) - Télécommande à infrarouges (pour cassette et TRI/F1 2.0 + S-MOD systèmes) - Infrarot-Fernbedienung (für Kassettengeräte und TRI/F1 2.0 + S-MOD Systeme) - Control remoto IR (para fancoil de tipo cassette e sistemas TRI/F1 2.0 + S-MOD)
IR-T	<ul style="list-style-type: none"> - Telecomando a raggi infrarossi (per unità a parete) - Infrared remote control (for wall unit) - Télécommande à infrarouges (pour unité murale) - Infrarot-Fernbedienung für wandmontierte Geräte - Control remoto IR (para unidad de pared)
QCB	<ul style="list-style-type: none"> - Quadro comando base - Base control panel - Panneau de contrôle base - Basisbediengerät - Panel de control base
QCL	<ul style="list-style-type: none"> - Quadro comando base in lamiera - Sheet base control panel - Panneau de contrôle base en tôle - Basisbediengerät aus Metall - Panel de control base en chapa
QEL	<ul style="list-style-type: none"> - Quadro comando base in lamiera - Sheet base control panel - Panneau de contrôle base en tôle - Basisbediengerät aus Metall - Panel de control base en chapa
QTE	<ul style="list-style-type: none"> - Quadro comando base con termostato ambiente elettronico - Base control panel with electronic room thermostat - Panneau de contrôle base avec thermostat ambient électronique - Basisbediengerät mit elektronischem Raumthermostat - Panel de control base con termostato ambiente electrónico
QTM	<ul style="list-style-type: none"> - Quadro comando base con termostato ambiente elettromeccanico (a bulbo) - Base control panel with room electromechanical temperature bulb thermostat - Panneau de contrôle base avec thermostat ambient électromécanique (à bulbe) - Basischalttafel mit elektromechanischem Raumtempertur-Thermostat (mit Stabfühler) - Panel de control base con termostato ambiente electromecánico (a bulbo)
RWIECM 1-2	<ul style="list-style-type: none"> - Interfaccia utente a parete - Wall user interface - Interface utilisateur mural - Wandmontiertes Bediengerät - Interfaz de usuario de pared
S-MOD	<ul style="list-style-type: none"> - Sistema di supervisione - Supervision system - Système de supervision - Überwachungssystem - Sistema de supervisión
TRI/F1 2.0	<ul style="list-style-type: none"> - Controllo con telecomando IR o interfaccia a muro con protocollo di comunicazione Modbus - Infrared remote controller or wall controller with Modbus communication protocol - Contrôle avec télécommande IR ou interface mural avec protocole de communication Modbus - Steuerung mittels Infrarot-Fernbedienung oder wandmontiertes Bedienfeld mit Modbus-Kommunikationsprotokoll - Control con mando IR o interfaz de pared con protocolo de comunicación Modbus

Compatibility of controls



— Compatible
 Compatible
 Compatible
 Kompatibel
 Compatible

- - - Non compatible
 Not compatible
 Non compatible
 Nicht kompatibel
 NO compatible

* KNX = AGKNFC101

** Non inclusio
 Not included
 Non inclus
 Nicht enthalten
 No includo

The diagrams, the descriptions and the pictures shown herein are merely indicative and in no way binding. In order to continuously improve and in view of constant research and development, A GROUP S.p.A. reserves the right to modify, also without prior notice, technical data and all the contents included in this document.

Concept and design: Aliseo Group

10/2023

www.venticlima.com





A GROUP S.p.A.

Via Monte Grappa, 67
31020 San Zenone degli Ezzelini (TV) - Italy
Tel. +39 0423 969037 - Fax +39 0423 968197
info@ventilclima.com - www.ventilclima.com
www.aliseogroup.com



Check ongoing validity of certificate:
www.eurovent-certification.com